

SAMPLE DETAILS

OVERALL BATCH RESULT:  **PASS**
SAMPLE NAME: Sour Watermelon Joints

Infused Flower/Pre-Roll, Product Inhalable

CULTIVATOR / MANUFACTURER
Business Name: Central Coast Ag Products, LLC

License Number: CDPH-10003156

Address: 1201 West Chestnut Ave.
Lompoc CA 93436

DISTRIBUTOR
Business Name: CENTRAL COAST AG DISTRIBUTION, LLC

License Number: C11-0001495-LIC

Address: 424 COMMERCE CT
LOMPOC CA 93436

SAMPLE DETAIL
Batch Number: 250000172

Sample ID: 250129M033

Source Metrc UID:
1A4060300002EE1000080803

Date Collected: 01/29/2025

Date Received: 01/30/2025

Batch Size: 2846.0 units

Sample Size: 13.0 units

Unit Mass: 1.8385 grams per Unit

Serving Size:
Sampling Method: QSP 1265 - Sampling of Cannabis and Product Batches

Scan QR code to verify
authenticity of results.

CANNABINOID ANALYSIS - SUMMARY  **PASS**

CALCULATED USING DRY-WEIGHT

Sum of Cannabinoids: **41.39%**
Total Cannabinoids: **36.51%**
Total THC: **35.357%**
Total CBD: **0.061%**

Sum of Cannabinoids = Δ^9 -THC + THCa + CBD + CBDa + CBG + CBGa + THCV + THCVa + CBC + CBCa + CBDV + CBDVa + Δ^8 -THC + CBL + CBN

Total Cannabinoids = $(\Delta^9$ -THC + 0.877*THCa + Δ^8 -THC) + (CBD + 0.877*CBDa) + (CBG + 0.877*CBGa) + (THCV + 0.877*THCVa) + (CBC + 0.877*CBCa) + (CBDV + 0.877*CBDVa) + CBL + CBN

Total THC/CBD is calculated using the following formulas to take into account the loss of a carboxyl group during the decarboxylation step:



Total THC = Δ^9 -THC + (THCa (0.877)) + Δ^8 -THC


Total CBD = CBD + (CBDa (0.877))


Moisture: **13.1%**
TERPENOID ANALYSIS - SUMMARY

39 TESTED, TOP 3 HIGHLIGHTED

Total Terpenoids: **2.1725%**

 **β -Caryophyllene 5.856 mg/g**
 **Limonene 3.358 mg/g**
 **α -Humulene 2.371 mg/g**
SAFETY ANALYSIS - SUMMARY
 Δ^9 -THC per Unit:  **PASS**


Pesticides:  **PASS**

Mycotoxins:  **PASS**

Residual Solvents:  **PASS**

Heavy Metals:  **PASS**

Microbiology:  **PASS**

Foreign Material:  **PASS**


Water Activity:  **PASS**


These results relate only to the sample included on this report.
This report shall not be reproduced, except in full, without written approval of the laboratory.

Sample Certification: California Code of Regulations Title 4 Division 19, Department of Cannabis Control Business and Professions Code. Reference: Sections 26100, 26104 and 26110, Business and Professions Code.

Decision Rule: Statements of conformity (e.g. Pass/Fail) to specifications are made in this report without taking measurement uncertainty into account. Where statements of conformity are made in this report, the following decision rules are applied: PASS - Results within limits/specifications, FAIL - Results exceed limits/specifications.

References: limit of detection (LOD), limit of quantification (LOQ), not detected (ND), not tested (NT), $\mu\text{g/g}$ = ppm, $\mu\text{g/kg}$ = ppb


All LQC samples were performed and met the prescribed acceptance criteria in 4 CCR section 15730, as attested by:
Carmen Stackhouse
Job Title: Senior Laboratory Analyst
Date: 02/02/2025


Approved by: Josh Wurzer
Job Title: Chief Compliance Officer
Date: 02/02/2025



CANNABINOID TEST RESULTS - 01/31/2025 PASS

Tested by high-performance liquid chromatography with diode-array detection (HPLC-DAD). Calculated using Dry-Weight. **Method:** QSP 1157 - Analysis of Cannabinoids by HPLC-DAD

TOTAL CANNABINOIDS: 36.51%
Total Cannabinoids (Total THC) + (Total CBD) + (Total CBG) + (Total THCV) + (Total CBC) + (Total CBDV) + CBL + CBN

TOTAL THC: 35.357%
Total THC (Δ^9 -THC+0.877*THCa+ Δ^8 -THC)

TOTAL CBD: 0.061%
Total CBD (CBD+0.877*CBDA)

TOTAL CBG: 0.69%
Total CBG (CBG+0.877*CBGa)

TOTAL THCV: 0.175%
Total THCV (THCV+0.877*THCVa)

TOTAL CBC: 0.224%
Total CBC (CBC+0.877*CBCa)

TOTAL CBDV: ND
Total CBDV (CBDV+0.877*CBDVa)

COMPOUND	LOD/LOQ (mg/g)	MEASUREMENT UNCERTAINTY (mg/g)	RESULT (mg/g)	RESULT (%)
THCa	0.05 / 0.14	±7.693	384.63	38.463
Δ^9 -THC	0.06 / 0.26	±0.436	16.25	1.625
CBGa	0.1 / 0.2	±0.28	7.0	0.70
CBCa	0.07 / 0.28	±0.097	2.55	0.255
THCVa	0.07 / 0.20	±0.074	2.00	0.200
CBG	0.06 / 0.19	±0.024	0.79	0.079
CBDA	0.02 / 0.19	±0.016	0.70	0.070
Δ^8 -THC	0.1 / 0.4	N/A	ND	ND
THCV	0.1 / 0.2	N/A	ND	ND
CBD	0.07 / 0.29	N/A	ND	ND
CBDV	0.04 / 0.15	N/A	ND	ND
CBDVa	0.03 / 0.53	N/A	ND	ND
CBL	0.06 / 0.24	N/A	ND	ND
CBN	0.1 / 0.3	N/A	ND	ND
CBC	0.2 / 0.5	N/A	ND	ND
SUM OF CANNABINOIDS			413.9 mg/g	41.39%

UNIT MASS: 1.8385 grams per Unit

Δ^9 -THC per Unit	1100 per-package limit	29.88 mg/unit	PASS
Total THC per Unit		650.04 mg/unit	
CBD per Unit		ND	
Total CBD per Unit		1.12 mg/unit	
Sum of Cannabinoids per Unit		761.0 mg/unit	
Total Cannabinoids per Unit		671.2 mg/unit	

MOISTURE TEST RESULT

13.1%
Tested 01/31/2025
Method: QSP 1224 -
Loss on Drying (Moisture)

TERPENOID TEST RESULTS - 02/01/2025

Terpene analysis utilizing gas chromatography-flame ionization detection (GC-FID). **Method:** QSP 1192 - Analysis of Terpenoids by GC-FID

COMPOUND	LOD/LOQ (mg/g)	MEASUREMENT UNCERTAINTY (mg/g)	RESULT (mg/g)	RESULT (%)
β -Caryophyllene	0.004 / 0.012	±0.1622	5.856	0.5856
Limonene	0.005 / 0.036	±0.0373	3.358	0.3358
α -Humulene	0.009 / 0.180	±0.0593	2.371	0.2371
Myrcene	0.008 / 0.025	±0.0180	1.799	0.1799
Caryophyllene Oxide	0.010 / 0.033	±0.0506	1.413	0.1413
α -Pinene	0.005 / 0.036	±0.0078	1.159	0.1159
β -Pinene	0.004 / 0.014	±0.0082	0.917	0.0917
trans- β -Farnesene	0.008 / 0.025	±0.0235	0.853	0.0853
α -Bisabolol	0.008 / 0.026	±0.0348	0.838	0.0838
Linalool	0.009 / 0.036	±0.0227	0.768	0.0768
Terpineol	0.009 / 0.031	±0.0310	0.648	0.0648
Fenchol	0.010 / 0.036	±0.0184	0.610	0.0610
β -Ocimene	0.006 / 0.025	±0.0094	0.377	0.0377
Borneol	0.005 / 0.016	±0.0054	0.164	0.0164
Fenchone	0.009 / 0.036	±0.0022	0.099	0.0099
Camphene	0.005 / 0.015	±0.0008	0.092	0.0092
Guaiol	0.009 / 0.030	±0.0033	0.089	0.0089
Terpinolene	0.008 / 0.036	±0.0013	0.083	0.0083
Eucalyptol	0.006 / 0.018	±0.0016	0.082	0.0082
Sabinene Hydrate	0.006 / 0.036	±0.0017	0.055	0.0055
Citronellol	0.003 / 0.036	±0.0021	0.054	0.0054
Nerolidol	0.006 / 0.021	±0.0020	0.040	0.0040
α -Terpinene	0.005 / 0.017	N/A	<LOQ	<LOQ
γ -Terpinene	0.006 / 0.018	N/A	<LOQ	<LOQ
Geraniol	0.002 / 0.036	N/A	<LOQ	<LOQ
Geranyl Acetate	0.004 / 0.036	N/A	<LOQ	<LOQ
Isoborneol	0.004 / 0.012	N/A	<LOQ	<LOQ
α -Cedrene	0.005 / 0.016	N/A	ND	ND
α -Phellandrene	0.006 / 0.036	N/A	ND	ND
Camphor	0.006 / 0.036	N/A	ND	ND
Cedrol	0.008 / 0.027	N/A	ND	ND
Δ^3 -Carene	0.005 / 0.018	N/A	ND	ND
Isopulegol	0.005 / 0.036	N/A	ND	ND
Menthol	0.008 / 0.025	N/A	ND	ND
Nerol	0.003 / 0.036	N/A	ND	ND
p-Cymene	0.005 / 0.016	N/A	ND	ND
Pulegone	0.003 / 0.011	N/A	ND	ND
Sabinene	0.004 / 0.014	N/A	ND	ND
Valencene	0.009 / 0.180	N/A	ND	ND
TOTAL TERPENOIDS			21.725 mg/g	2.1725%


CATEGORY 1 PESTICIDE TEST RESULTS - 02/01/2025  **PASS**

Pesticide and plant growth regulator analysis utilizing high-performance liquid chromatography-mass spectrometry (HPLC-MS) or gas chromatography-mass spectrometry (GC-MS). *GC-MS utilized where indicated. **Method:** QSP 1212 - Analysis of Pesticides and Mycotoxins by LC-MS or QSP 1213 - Analysis of Pesticides by GC-MS

COMPOUND	LOD/LOQ (µg/g)	ACTION LIMIT (µg/g)	MEASUREMENT UNCERTAINTY (µg/g)	RESULT (µg/g)	RESULT
Aldicarb	0.03 / 0.08	≥ LOD	N/A	ND	PASS
Carbofuran	0.02 / 0.05	≥ LOD	N/A	ND	PASS
Chlordane*	0.03 / 0.08	≥ LOD	N/A	ND	PASS
Chlorfenapyr*	0.03 / 0.10	≥ LOD	N/A	ND	PASS
Chlorpyrifos	0.02 / 0.06	≥ LOD	N/A	ND	PASS
Coumaphos	0.02 / 0.07	≥ LOD	N/A	ND	PASS
Daminozide	0.02 / 0.07	≥ LOD	N/A	ND	PASS
Dichlorvos (DDVP)	0.03 / 0.09	≥ LOD	N/A	ND	PASS
Dimethoate	0.03 / 0.08	≥ LOD	N/A	ND	PASS
Ethoprophos	0.03 / 0.10	≥ LOD	N/A	ND	PASS
Etofenprox	0.02 / 0.06	≥ LOD	N/A	ND	PASS
Fenoxycarb	0.03 / 0.08	≥ LOD	N/A	ND	PASS
Fipronil	0.03 / 0.08	≥ LOD	N/A	ND	PASS
Imazalil	0.02 / 0.06	≥ LOD	N/A	ND	PASS
Methiocarb	0.02 / 0.07	≥ LOD	N/A	ND	PASS
Mevinphos	0.03 / 0.09	≥ LOD	N/A	ND	PASS
Paclobutrazol	0.02 / 0.05	≥ LOD	N/A	ND	PASS
Parathion-methyl	0.03 / 0.10	≥ LOD	N/A	ND	PASS
Propoxur	0.03 / 0.09	≥ LOD	N/A	ND	PASS
Spiroxamine	0.03 / 0.08	≥ LOD	N/A	ND	PASS
Thiacloprid	0.03 / 0.10	≥ LOD	N/A	ND	PASS

CATEGORY 2 PESTICIDE TEST RESULTS - 02/01/2025  **PASS**

COMPOUND	LOD/LOQ (µg/g)	ACTION LIMIT (µg/g)	MEASUREMENT UNCERTAINTY (µg/g)	RESULT (µg/g)	RESULT
Abamectin	0.03 / 0.10	0.1	N/A	ND	PASS
Acephate	0.02 / 0.07	0.1	N/A	ND	PASS
Acequinocyl	0.02 / 0.07	0.1	N/A	ND	PASS
Acetamiprid	0.02 / 0.05	0.1	N/A	ND	PASS
Azoxystrobin	0.02 / 0.07	0.1	N/A	ND	PASS
Bifenazate	0.01 / 0.04	0.1	N/A	ND	PASS
Bifenthrin	0.02 / 0.05	3	N/A	ND	PASS
Boscalid	0.03 / 0.09	0.1	N/A	ND	PASS
Captan	0.19 / 0.57	0.7	N/A	ND	PASS
Carbaryl	0.02 / 0.06	0.5	N/A	ND	PASS
Chlorantraniliprole	0.04 / 0.12	10	N/A	ND	PASS
Clofentezine	0.03 / 0.09	0.1	N/A	ND	PASS

CATEGORY 2 PESTICIDE TEST RESULTS - 02/01/2025 *continued*

COMPOUND	LOD/LOQ (µg/g)	ACTION LIMIT (µg/g)	MEASUREMENT UNCERTAINTY (µg/g)	RESULT (µg/g)	RESULT
Cyfluthrin	0.12 / 0.38	2	N/A	ND	PASS
Cypermethrin	0.11 / 0.32	1	N/A	ND	PASS
Diazinon	0.02 / 0.05	0.1	N/A	ND	PASS
Dimethomorph	0.03 / 0.09	2	N/A	ND	PASS
Etoazole	0.02 / 0.06	0.1	N/A	ND	PASS
Fenhexamid	0.03 / 0.09	0.1	N/A	ND	PASS
Fenpyroximate	0.02 / 0.06	0.1	N/A	ND	PASS
Flonicamid	0.03 / 0.10	0.1	N/A	ND	PASS
Fludioxonil	0.03 / 0.10	0.1	N/A	ND	PASS
Hexythiazox	0.02 / 0.07	0.1	N/A	ND	PASS
Imidacloprid	0.04 / 0.11	5	N/A	ND	PASS
Kresoxim-methyl	0.02 / 0.07	0.1	N/A	ND	PASS
Malathion	0.03 / 0.09	0.5	N/A	ND	PASS
Metalaxyl	0.02 / 0.07	2	N/A	ND	PASS
Methomyl	0.03 / 0.10	1	N/A	ND	PASS
Myclobutanil	0.03 / 0.09	0.1	N/A	ND	PASS
Naled	0.02 / 0.07	0.1	N/A	ND	PASS
Oxamyl	0.04 / 0.11	0.5	N/A	ND	PASS
Pentachloronitrobenzene (Quintozene)*	0.03 / 0.09	0.1	N/A	ND	PASS
Permethrin	0.04 / 0.12	0.5	N/A	ND	PASS
Phosmet	0.03 / 0.10	0.1	N/A	ND	PASS
Piperonyl Butoxide	0.02 / 0.07	3	N/A	ND	PASS
Prallethrin	0.03 / 0.08	0.1	N/A	ND	PASS
Propiconazole	0.02 / 0.07	0.1	N/A	ND	PASS
Pyrethrins	0.04 / 0.12	0.5	N/A	ND	PASS
Pyridaben	0.02 / 0.07	0.1	N/A	ND	PASS
Spinetoram	0.02 / 0.07	0.1	N/A	ND	PASS
Spinosad	0.02 / 0.07	0.1	N/A	ND	PASS
Spiromesifen	0.02 / 0.05	0.1	N/A	ND	PASS
Spirotetramat	0.02 / 0.06	0.1	N/A	ND	PASS
Tebuconazole	0.02 / 0.07	0.1	N/A	ND	PASS
Thiamethoxam	0.03 / 0.10	5	N/A	ND	PASS
Trifloxystrobin	0.03 / 0.08	0.1	N/A	ND	PASS


MYCOTOXIN TEST RESULTS - 02/01/2025 ✔ PASS

Mycotoxin analysis utilizing high-performance liquid chromatography-mass spectrometry (HPLC-MS). **Method:** QSP 1212 - Analysis of Pesticides and Mycotoxins by LC-MS

COMPOUND	LOD/LOQ (µg/kg)	ACTION LIMIT (µg/kg)	MEASUREMENT UNCERTAINTY (µg/kg)	RESULT (µg/kg)	RESULT
Aflatoxin B1	2.0 / 6.0		N/A	ND	
Aflatoxin B2	1.8 / 5.6		N/A	ND	
Aflatoxin G1	1.0 / 3.1		N/A	ND	
Aflatoxin G2	1.2 / 3.5		N/A	ND	
Ochratoxin A	6.3 / 19.2	20	N/A	ND	PASS
Total Aflatoxin		20		ND	PASS

CATEGORY 1 RESIDUAL SOLVENTS TEST RESULTS - 02/02/2025 ✔ PASS

Residual Solvent analysis utilizing gas chromatography-mass spectrometry (GC-MS). **Method:** QSP 1204 - Analysis of Residual Solvents by GC-MS

COMPOUND	LOD/LOQ (µg/g)	ACTION LIMIT (µg/g)	MEASUREMENT UNCERTAINTY (µg/g)	RESULT (µg/g)	RESULT
1,2-Dichloroethane	0.05 / 0.1	1	N/A	ND	PASS
Benzene	0.03 / 0.09	1	N/A	ND	PASS
Chloroform	0.1 / 0.2	1	N/A	ND	PASS
Dichloromethane (Methylene Chloride)	0.3 / 0.9	1	N/A	ND	PASS
Ethylene Oxide	0.3 / 0.8	1	N/A	ND	PASS
Trichloroethylene	0.1 / 0.3	1	N/A	ND	PASS

CATEGORY 2 RESIDUAL SOLVENTS TEST RESULTS - 02/02/2025 ✔ PASS

COMPOUND	LOD/LOQ (µg/g)	ACTION LIMIT (µg/g)	MEASUREMENT UNCERTAINTY (µg/g)	RESULT (µg/g)	RESULT
2-Propanol (Isopropyl Alcohol)	10 / 40	5000	N/A	ND	PASS
Acetone	20 / 50	5000	N/A	ND	PASS
Acetonitrile	2 / 7	410	N/A	<LOQ	PASS
Ethanol	20 / 50	5000	N/A	ND	PASS
Ethyl Acetate	20 / 60	5000	N/A	ND	PASS
Ethyl Ether	20 / 50	5000	N/A	ND	PASS
Methanol	50 / 200	3000	±10.2	464	PASS
n-Butane	10 / 50	5000	N/A	ND	PASS
n-Heptane	20 / 60	5000	N/A	ND	PASS
n-Hexane	2 / 5	290	N/A	ND	PASS
n-Pentane	20 / 50	5000	N/A	ND	PASS
Propane	10 / 20	5000	N/A	ND	PASS
Toluene	7 / 21	890	N/A	ND	PASS
Total Xylenes	50 / 160	2170	N/A	ND	PASS

HEAVY METALS TEST RESULTS - 01/31/2025 ✔ PASS

Heavy metal analysis utilizing inductively coupled plasma-mass spectrometry (ICP-MS). **Method:** QSP 1160 - Analysis of Heavy Metals by ICP-MS

COMPOUND	LOD/LOQ (µg/g)	ACTION LIMIT (µg/g)	MEASUREMENT UNCERTAINTY (µg/g)	RESULT (µg/g)	RESULT
Arsenic	0.02 / 0.1	0.2	N/A	<LOQ	PASS
Cadmium	0.02 / 0.05	0.2	N/A	ND	PASS
Lead	0.04 / 0.1	0.5	N/A	ND	PASS
Mercury	0.002 / 0.01	0.1	N/A	<LOQ	PASS

MICROBIOLOGY TEST RESULTS - 02/01/2025 ✔ PASS

Analysis conducted by polymerase chain reaction (PCR) and fluorescence detection of microbiological contaminants. **Method:** QSP 1221 - Analysis of Microbiological Contaminants

COMPOUND	ACTION LIMIT	RESULT	RESULT
<i>Aspergillus flavus</i>	Not Detected in 1g	ND	PASS
<i>Aspergillus fumigatus</i>	Not Detected in 1g	ND	PASS
<i>Aspergillus niger</i>	Not Detected in 1g	ND	PASS
<i>Aspergillus terreus</i>	Not Detected in 1g	ND	PASS
<i>Salmonella</i> spp.	Not Detected in 1g	ND	PASS
Shiga toxin-producing <i>Escherichia coli</i>	Not Detected in 1g	ND	PASS

FOREIGN MATERIAL TEST RESULTS - 01/30/2025 ✔ PASS

Visual analysis includes, but is not limited to, sand, soil, cinders, dirt, mold, hair, insect fragments, and mammalian excreta. **Method:** QSP 1226 - Analysis of Foreign Material in Cannabis and Cannabis Products

COMPOUND	ACTION LIMIT	RESULT	RESULT
Hair Count	> 1 per 3 grams	0.0	PASS
Insect Fragment Count	> 1 per 3 grams	0.0	PASS
Mammalian Excreta Count	> 1 per 3 grams	0.0	PASS
Total Sample Area Covered by an Imbedded Foreign Material	>25%	None	PASS
Total Sample Area Covered by Mold	>25%	None	PASS
Total Sample Area Covered by Sand, Soil, Cinders, or Dirt	>25%	None	PASS



WATER ACTIVITY TEST RESULTS - 01/31/2025 ✓ PASS

Method: QSP 1227 - Analysis of Water Activity in Cannabis and Cannabis Products

COMPOUND	LOD/LOQ (Aw)	ACTION LIMIT (Aw)	MEASUREMENT UNCERTAINTY (Aw)	RESULT (Aw)	RESULT
Water Activity	0.030 / 0.15	0.65	±0.028	0.57	PASS



NOTES
Sample unit mass provided by client.