

**SAMPLE NAME: Blueberry Muffins (1g)**

Concentrate, Product Inhalable

**CULTIVATOR / MANUFACTURER**

**Business Name:** Central Coast Ag Products, LLC

**License Number:** CDPH-10003156

**Address:** 1201 West Chestnut Ave. Lompoc CA 93436

**DISTRIBUTOR**

**Business Name:** CENTRAL COAST AG DISTRIBUTION, LLC

**License Number:** C11-0001495-LIC

**Address:** 424 COMMERCE CT LOMPOC CA 93436



**SAMPLE DETAIL**

**Batch Number:** 240001055

**Sample ID:** 240801M087

**Source Metrc UID:**  
1A4060300002EE1000074334

**Date Collected:** 08/01/2024

**Date Received:** 08/02/2024

**Batch Size:** 2853.0 units

**Sample Size:** 13.0 units

**Unit Mass:** 1 grams per Unit

**Serving Size:**



Scan QR code to verify authenticity of results.

**Sampling Method:** QSP 1265 - Sampling of Cannabis and Product Batches

**CANNABINOID ANALYSIS - SUMMARY** ✔ PASS

**Sum of Cannabinoids: 91.12%**

**Total Cannabinoids: 91.12%**

**Total THC: 88.376%**

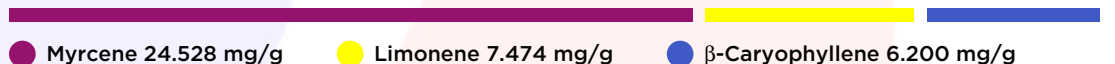
**Total CBD: 0.079%**

Sum of Cannabinoids =  $\Delta^9$ -THC + THCa + CBD + CBDa + CBG + CBGa + THCV + THCVa + CBC + CBCa + CBDV + CBDVa +  $\Delta^8$ -THC + CBL + CBN  
 Total Cannabinoids =  $(\Delta^9$ -THC + 0.877\*THCa +  $\Delta^8$ -THC) + (CBD + 0.877\*CBDa) + (CBG + 0.877\*CBGa) + (THCV + 0.877\*THCVa) + (CBC + 0.877\*CBCa) + (CBDV + 0.877\*CBDVa) + CBL + CBN  
 Total THC/CBD is calculated using the following formulas to take into account the loss of a carboxyl group during the decarboxylation step:  
 Total THC =  $\Delta^9$ -THC + (THCa (0.877)) +  $\Delta^8$ -THC  
 Total CBD = CBD + (CBDa (0.877))

**TERPENOID ANALYSIS - SUMMARY**

39 TESTED, TOP 3 HIGHLIGHTED

**Total Terpenoids: 4.877%**



**SAFETY ANALYSIS - SUMMARY**

$\Delta^9$ -THC per Unit: ✔ PASS

Pesticides: ✔ PASS

Mycotoxins: ✔ PASS

Residual Solvents: ✔ PASS

Heavy Metals: ✔ PASS

Microbiology: ✔ PASS

Foreign Material: ✔ PASS


These results relate only to the sample included on this report.


This report shall not be reproduced, except in full, without written approval of the laboratory.

**Sample Certification:** California Code of Regulations Title 4 Division 19. Department of Cannabis Control Business and Professions Code. Reference: Sections 26100, 26104 and 26110, Business and Professions Code.

**Decision Rule:** Statements of conformity (e.g. Pass/Fail) to specifications are made in this report without taking measurement uncertainty into account. Where statements of conformity are made in this report, the following decision rules are applied: PASS - Results within limits/specifications, FAIL - Results exceed limits/specifications.

**References:** limit of detection (LOD), limit of quantification (LOQ), not detected (ND), not tested (NT)

  
 All L/C samples were performed and met the prescribed acceptance criteria in 4 CCR section 15730, as attested by: Mackenzie Whitman  
 Job Title: Laboratory Director  
 Date: 08/05/2024

  
 Approved by: Josh Wurzer  
 Job Title: Chief Compliance Officer  
 Date: 08/05/2024



BLUEBERRY MUFFINS (1G) | DATE ISSUED 08/05/2024 | OVERALL BATCH RESULT: ✔ PASS

**CANNABINOID TEST RESULTS** - 08/05/2024 ✔ PASS

Tested by high-performance liquid chromatography with diode-array detection (HPLC-DAD). **Method:** QSP 1157 - Analysis of Cannabinoids by HPLC-DAD

**TOTAL CANNABINOIDS: 91.12%**

Total Cannabinoids (Total THC) + (Total CBD) + (Total CBG) + (Total THCV) + (Total CBC) + (Total CBDV) + CBL + CBN

**TOTAL THC: 88.376%**

Total THC ( $\Delta^9$ -THC+0.877\*THCa+ $\Delta^8$ -THC)

**TOTAL CBD: 0.079%**

Total CBD (CBD+0.877\*CBDA)

**TOTAL CBG: 1.447%**

Total CBG (CBG+0.877\*CBGa)

**TOTAL THCV: 0.5%**

Total THCV (THCV+0.877\*THCVa)

**TOTAL CBC: 0.43%**

Total CBC (CBC+0.877\*CBCa)

**TOTAL CBDV: ND**

Total CBDV (CBDV+0.877\*CBDVa)

COMPOUND	LOD/LOQ (mg/g)	MEASUREMENT UNCERTAINTY (mg/g)	RESULT (mg/g)	RESULT (%)
$\Delta^9$ -THC	0.06 / 0.26	±23.685	883.76	88.376
CBG	0.06 / 0.19	±0.444	14.47	1.447
THCV	0.1 / 0.2	±0.19	5.0	0.50
CBC	0.2 / 0.5	±0.10	4.3	0.43
CBN	0.1 / 0.3	±0.15	2.9	0.29
CBD	0.07 / 0.29	±0.028	0.79	0.079
$\Delta^8$ -THC	0.1 / 0.4	N/A	ND	ND
THCa	0.05 / 0.14	N/A	ND	ND
THCVa	0.07 / 0.20	N/A	ND	ND
CBDA	0.02 / 0.19	N/A	ND	ND
CBDV	0.04 / 0.15	N/A	ND	ND
CBDVa	0.03 / 0.53	N/A	ND	ND
CBGa	0.1 / 0.2	N/A	ND	ND
CBL	0.06 / 0.24	N/A	ND	ND
CBCa	0.07 / 0.28	N/A	ND	ND
<b>SUM OF CANNABINOIDS</b>			911.2 mg/g	91.12%

**UNIT MASS: 1 grams per Unit**

$\Delta^9$ -THC per Unit	1100 per-package limit	883.76 mg/unit	PASS
Total THC per Unit		883.76 mg/unit	
CBD per Unit		0.79 mg/unit	
Total CBD per Unit		0.79 mg/unit	
Sum of Cannabinoids per Unit		911.2 mg/unit	
Total Cannabinoids per Unit		911.2 mg/unit	

**TERPENOID TEST RESULTS** - 08/05/2024

Terpene analysis utilizing gas chromatography-flame ionization detection (GC-FID). **Method:** QSP 1192 - Analysis of Terpenoids by GC-FID

COMPOUND	LOD/LOQ (mg/g)	MEASUREMENT UNCERTAINTY (mg/g)	RESULT (mg/g)	RESULT (%)
Myrcene	0.008 / 0.025	±0.2453	24.528	2.4528
Limonene	0.005 / 0.016	±0.0830	7.474	0.7474
$\beta$ -Caryophyllene	0.004 / 0.012	±0.1717	6.200	0.6200
Linalool	0.009 / 0.032	±0.1139	3.849	0.3849
$\alpha$ -Humulene	0.009 / 0.029	±0.0492	1.966	0.1966
$\beta$ -Pinene	0.004 / 0.014	±0.0093	1.042	0.1042
Fenchol	0.010 / 0.034	±0.0244	0.809	0.0809
Terpineol	0.009 / 0.031	±0.0329	0.688	0.0688
trans- $\beta$ -Farnesene	0.008 / 0.025	±0.0130	0.470	0.0470
$\alpha$ -Pinene	0.005 / 0.017	±0.0027	0.403	0.0403
$\alpha$ -Bisabolol	0.008 / 0.026	±0.0112	0.270	0.0270
Borneol	0.005 / 0.016	±0.0059	0.179	0.0179
Camphene	0.005 / 0.015	±0.0012	0.133	0.0133
Terpinolene	0.008 / 0.026	±0.0021	0.130	0.0130
Fenchone	0.009 / 0.028	±0.0026	0.117	0.0117
Caryophyllene Oxide	0.010 / 0.033	±0.0038	0.107	0.0107
$\beta$ -Ocimene	0.006 / 0.020	±0.0020	0.078	0.0078
Guaiol	0.009 / 0.030	±0.0029	0.078	0.0078
Nerolidol	0.006 / 0.019	±0.0032	0.065	0.0065
Citronellol	0.003 / 0.010	±0.0022	0.058	0.0058
Valencene	0.009 / 0.030	±0.0028	0.053	0.0053
Geraniol	0.002 / 0.007	±0.0014	0.042	0.0042
$\gamma$ -Terpinene	0.006 / 0.018	±0.0002	0.018	0.0018
Nerol	0.003 / 0.011	±0.0004	0.013	0.0013
$\alpha$ -Phellandrene	0.006 / 0.020	N/A	<LOQ	<LOQ
$\alpha$ -Terpinene	0.005 / 0.017	N/A	<LOQ	<LOQ
p-Cymene	0.005 / 0.016	N/A	<LOQ	<LOQ
Sabinene Hydrate	0.006 / 0.022	N/A	<LOQ	<LOQ
Sabinene	0.004 / 0.014	N/A	ND	ND
$\Delta^3$ -Carene	0.005 / 0.018	N/A	ND	ND
Eucalyptol	0.006 / 0.018	N/A	ND	ND
Isopulegol	0.005 / 0.016	N/A	ND	ND
Camphor	0.006 / 0.019	N/A	ND	ND
Isoborneol	0.004 / 0.012	N/A	ND	ND
Menthol	0.008 / 0.025	N/A	ND	ND
Pulegone	0.003 / 0.011	N/A	ND	ND
Geranyl Acetate	0.004 / 0.014	N/A	ND	ND
$\alpha$ -Cedrene	0.005 / 0.016	N/A	ND	ND
Cedrol	0.008 / 0.027	N/A	ND	ND
<b>TOTAL TERPENOIDS</b>			48.770 mg/g	4.877%



**CATEGORY 1 PESTICIDE TEST RESULTS** - 08/05/2024 ✔ PASS

Pesticide and plant growth regulator analysis utilizing high-performance liquid chromatography-mass spectrometry (HPLC-MS) or gas chromatography-mass spectrometry (GC-MS). \*GC-MS utilized where indicated. **Method:** QSP 1212 - Analysis of Pesticides and Mycotoxins by LC-MS or QSP 1213 - Analysis of Pesticides by GC-MS

COMPOUND	LOD/LOQ (µg/g)	ACTION LIMIT (µg/g)	MEASUREMENT UNCERTAINTY (µg/g)	RESULT (µg/g)	RESULT
Aldicarb	0.03 / 0.08	≥ LOD	N/A	ND	PASS
Carbofuran	0.02 / 0.05	≥ LOD	N/A	ND	PASS
Chlordane*	0.03 / 0.08	≥ LOD	N/A	ND	PASS
Chlorfenapyr*	0.03 / 0.10	≥ LOD	N/A	ND	PASS
Chlorpyrifos	0.02 / 0.06	≥ LOD	N/A	ND	PASS
Coumaphos	0.02 / 0.07	≥ LOD	N/A	ND	PASS
Daminozide	0.02 / 0.07	≥ LOD	N/A	ND	PASS
Dichlorvos (DDVP)	0.03 / 0.09	≥ LOD	N/A	ND	PASS
Dimethoate	0.03 / 0.08	≥ LOD	N/A	ND	PASS
Ethoprophos	0.03 / 0.10	≥ LOD	N/A	ND	PASS
Etofenprox	0.02 / 0.06	≥ LOD	N/A	ND	PASS
Fenoxycarb	0.03 / 0.08	≥ LOD	N/A	ND	PASS
Fipronil	0.03 / 0.08	≥ LOD	N/A	ND	PASS
Imazalil	0.02 / 0.06	≥ LOD	N/A	ND	PASS
Methiocarb	0.02 / 0.07	≥ LOD	N/A	ND	PASS
Parathion-methyl	0.03 / 0.10	≥ LOD	N/A	ND	PASS
Mevinphos	0.03 / 0.09	≥ LOD	N/A	ND	PASS
Pacllobutrazol	0.02 / 0.05	≥ LOD	N/A	ND	PASS
Propoxur	0.03 / 0.09	≥ LOD	N/A	ND	PASS
Spiroxamine	0.03 / 0.08	≥ LOD	N/A	ND	PASS
Thiacloprid	0.03 / 0.10	≥ LOD	N/A	ND	PASS

**CATEGORY 2 PESTICIDE TEST RESULTS** - 08/05/2024 *continued*

COMPOUND	LOD/LOQ (µg/g)	ACTION LIMIT (µg/g)	MEASUREMENT UNCERTAINTY (µg/g)	RESULT (µg/g)	RESULT
Cyfluthrin	0.12 / 0.38	2	N/A	ND	PASS
Cypermethrin	0.11 / 0.32	1	N/A	ND	PASS
Diazinon	0.02 / 0.05	0.1	N/A	ND	PASS
Dimethomorph	0.03 / 0.09	2	N/A	ND	PASS
Etoazole	0.02 / 0.06	0.1	N/A	ND	PASS
Fenhexamid	0.03 / 0.09	0.1	N/A	ND	PASS
Fenpyroximate	0.02 / 0.06	0.1	N/A	ND	PASS
Flonicamid	0.03 / 0.10	0.1	N/A	ND	PASS
Fludioxonil	0.03 / 0.10	0.1	N/A	ND	PASS
Hexythiazox	0.02 / 0.07	0.1	N/A	ND	PASS
Imidacloprid	0.04 / 0.11	5	N/A	ND	PASS
Kresoxim-methyl	0.02 / 0.07	0.1	N/A	ND	PASS
Malathion	0.03 / 0.09	0.5	N/A	ND	PASS
Metalaxyl	0.02 / 0.07	2	N/A	ND	PASS
Methomyl	0.03 / 0.10	1	N/A	ND	PASS
Myclobutanil	0.03 / 0.09	0.1	N/A	ND	PASS
Naled	0.02 / 0.07	0.1	N/A	ND	PASS
Oxamyl	0.04 / 0.11	0.5	N/A	ND	PASS
Pentachloronitrobenzene*	0.03 / 0.09	0.1	N/A	ND	PASS
Permethrin	0.04 / 0.12	0.5	N/A	ND	PASS
Phosmet	0.03 / 0.10	0.1	N/A	ND	PASS
Piperonyl Butoxide	0.02 / 0.07	3	N/A	ND	PASS
Prallethrin	0.03 / 0.08	0.1	N/A	ND	PASS
Propiconazole	0.02 / 0.07	0.1	N/A	ND	PASS
Pyrethrins	0.04 / 0.12	0.5	N/A	ND	PASS
Pyridaben	0.02 / 0.07	0.1	N/A	ND	PASS
Spinetoram	0.02 / 0.07	0.1	N/A	ND	PASS
Spinosad	0.02 / 0.07	0.1	N/A	ND	PASS
Spiromesifen	0.02 / 0.05	0.1	N/A	ND	PASS
Spirotetramat	0.02 / 0.06	0.1	N/A	ND	PASS
Tebuconazole	0.02 / 0.07	0.1	N/A	ND	PASS
Thiamethoxam	0.03 / 0.10	5	N/A	ND	PASS
Trifloxystrobin	0.03 / 0.08	0.1	N/A	ND	PASS

**CATEGORY 2 PESTICIDE TEST RESULTS** - 08/05/2024 ✔ PASS

COMPOUND	LOD/LOQ (µg/g)	ACTION LIMIT (µg/g)	MEASUREMENT UNCERTAINTY (µg/g)	RESULT (µg/g)	RESULT
Abamectin	0.03 / 0.10	0.1	N/A	ND	PASS
Acephate	0.02 / 0.07	0.1	N/A	ND	PASS
Acequinocyl	0.02 / 0.07	0.1	N/A	ND	PASS
Acetamiprid	0.02 / 0.05	0.1	N/A	ND	PASS
Azoxystrobin	0.02 / 0.07	0.1	N/A	ND	PASS
Bifenazate	0.01 / 0.04	0.1	N/A	ND	PASS
Bifenthrin	0.02 / 0.05	3	N/A	ND	PASS
Boscalid	0.03 / 0.09	0.1	N/A	ND	PASS
Captan	0.19 / 0.57	0.7	N/A	ND	PASS
Carbaryl	0.02 / 0.06	0.5	N/A	ND	PASS
Chlorantraniliprole	0.04 / 0.12	10	N/A	ND	PASS
Clofentezine	0.03 / 0.09	0.1	N/A	ND	PASS



**MYCOTOXIN TEST RESULTS** - 08/04/2024 ✔ PASS

Mycotoxin analysis utilizing high-performance liquid chromatography-mass spectrometry (HPLC-MS). **Method:** QSP 1212 - Analysis of Pesticides and Mycotoxins by LC-MS

COMPOUND	LOD/LOQ (µg/kg)	ACTION LIMIT (µg/kg)	MEASUREMENT UNCERTAINTY (µg/kg)	RESULT (µg/kg)	RESULT
Aflatoxin B1	2.0 / 6.0		N/A	ND	
Aflatoxin B2	1.8 / 5.6		N/A	ND	
Aflatoxin G1	1.0 / 3.1		N/A	ND	
Aflatoxin G2	1.2 / 3.5		N/A	ND	
Total Aflatoxin		20		ND	PASS
Ochratoxin A	6.3 / 19.2	20	N/A	ND	PASS

**HEAVY METALS TEST RESULTS** - 08/03/2024 ✔ PASS

Heavy metal analysis utilizing inductively coupled plasma-mass spectrometry (ICP-MS). **Method:** QSP 1160 - Analysis of Heavy Metals by ICP-MS

COMPOUND	LOD/LOQ (µg/g)	ACTION LIMIT (µg/g)	MEASUREMENT UNCERTAINTY (µg/g)	RESULT (µg/g)	RESULT
Arsenic	0.02 / 0.1	0.2	N/A	ND	PASS
Cadmium	0.02 / 0.05	0.2	N/A	ND	PASS
Lead	0.04 / 0.1	0.5	N/A	ND	PASS
Mercury	0.002 / 0.01	0.1	N/A	ND	PASS

**CATEGORY 1 RESIDUAL SOLVENTS TEST RESULTS** - 08/03/2024 ✔ PASS

Residual Solvent analysis utilizing gas chromatography-mass spectrometry (GC-MS). **Method:** QSP 1204 - Analysis of Residual Solvents by GC-MS

COMPOUND	LOD/LOQ (µg/g)	ACTION LIMIT (µg/g)	MEASUREMENT UNCERTAINTY (µg/g)	RESULT (µg/g)	RESULT
1,2-Dichloroethane	0.05 / 0.1	1	N/A	ND	PASS
Benzene	0.03 / 0.09	1	N/A	ND	PASS
Chloroform	0.1 / 0.2	1	N/A	ND	PASS
Ethylene Oxide	0.3 / 0.8	1	N/A	ND	PASS
Dichloromethane (Methylene Chloride)	0.3 / 0.9	1	N/A	ND	PASS
Trichloroethylene	0.1 / 0.3	1	N/A	ND	PASS

**MICROBIOLOGY TEST RESULTS** - 08/04/2024 ✔ PASS

Analysis conducted by polymerase chain reaction (PCR) and fluorescence detection of microbiological contaminants. **Method:** QSP 1221 - Analysis of Microbiological Contaminants

COMPOUND	ACTION LIMIT	RESULT	RESULT
Shiga toxin-producing <i>Escherichia coli</i>	Not Detected in 1g	ND	PASS
<i>Salmonella</i> spp.	Not Detected in 1g	ND	PASS
<i>Aspergillus fumigatus</i>	Not Detected in 1g	ND	PASS
<i>Aspergillus flavus</i>	Not Detected in 1g	ND	PASS
<i>Aspergillus niger</i>	Not Detected in 1g	ND	PASS
<i>Aspergillus terreus</i>	Not Detected in 1g	ND	PASS

**CATEGORY 2 RESIDUAL SOLVENTS TEST RESULTS** - 08/03/2024 ✔ PASS

COMPOUND	LOD/LOQ (µg/g)	ACTION LIMIT (µg/g)	MEASUREMENT UNCERTAINTY (µg/g)	RESULT (µg/g)	RESULT
Acetone	20 / 50	5000	N/A	ND	PASS
Acetonitrile	2 / 7	410	N/A	ND	PASS
n-Butane	10 / 50	5000	N/A	ND	PASS
Ethanol	20 / 50	5000	N/A	ND	PASS
Ethyl Acetate	20 / 60	5000	N/A	ND	PASS
Ethyl Ether	20 / 50	5000	N/A	ND	PASS
n-Heptane	20 / 60	5000	N/A	ND	PASS
n-Hexane	2 / 5	290	N/A	ND	PASS
2-Propanol (Isopropyl Alcohol)	10 / 40	5000	N/A	ND	PASS
Methanol	50 / 200	3000	N/A	ND	PASS
n-Pentane	20 / 50	5000	N/A	ND	PASS
Propane	10 / 20	5000	N/A	ND	PASS
Toluene	7 / 21	890	N/A	ND	PASS
Total Xylenes	50 / 160	2170	N/A	ND	PASS

**FOREIGN MATERIAL TEST RESULTS** - 08/03/2024 ✔ PASS

Visual analysis includes, but is not limited to, sand, soil, cinders, dirt, mold, hair, insect fragments, and mammalian excreta. **Method:** QSP 1226 - Analysis of Foreign Material in Cannabis and Cannabis Products

COMPOUND	ACTION LIMIT	RESULT	RESULT
Total Sample Area Covered by Sand, Soil, Cinders, or Dirt	>25%	None	PASS
Total Sample Area Covered by Mold	>25%	None	PASS
Total Sample Area Covered by an Imbedded Foreign Material	>25%	None	PASS
Insect Fragment Count	> 1 per 3 grams	0.0	PASS
Hair Count	> 1 per 3 grams	0.0	PASS
Mammalian Excreta Count	> 1 per 3 grams	0.0	PASS