

**SAMPLE NAME: Green Mango Joints**  
Infused Flower/Pre-Roll, Product Inhalable

**CULTIVATOR / MANUFACTURER**

**Business Name:** Central Coast Ag Products, LLC  
**License Number:** CDPH-10003156  
**Address:** 1201 West Chestnut Ave. Lompoc CA 93436

**DISTRIBUTOR**

**Business Name:** CENTRAL COAST AG DISTRIBUTION, LLC  
**License Number:** C11-0001495-LIC  
**Address:** 424 COMMERCE CT LOMPOC CA 93436



**SAMPLE DETAIL**

**Batch Number:** 230001187  
**Sample ID:** 230706P008  
**Source Metrc UID:** 1A4060300002EE1000060286

**Date Collected:** 07/06/2023  
**Date Received:** 07/07/2023  
**Batch Size:** 4237.0 units  
**Sample Size:** 20.0 units  
**Unit Mass:** 1.7305 grams per Unit  
**Serving Size:**



Scan QR code to verify authenticity of results.

**Sampling Method:** QSP 1265 - Sampling of Cannabis and Product Batches

**CANNABINOID ANALYSIS - SUMMARY** ✔ PASS

CALCULATED USING DRY-WEIGHT

**Sum of Cannabinoids:** 30.91%  
**Total Cannabinoids:** 27.11%  
**Total THC:** 26.637%  
**Total CBD:** ND

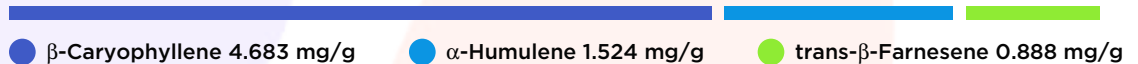
Sum of Cannabinoids =  $\Delta^9$ -THC + THCa + CBD + CBDa + CBG + CBGa + THCV + THCVa + CBC + CBCa + CBDV + CBDVa +  $\Delta^8$ -THC + CBL + CBN  
Total Cannabinoids =  $(\Delta^9$ -THC + 0.877\*THCa +  $\Delta^8$ -THC) + (CBD + 0.877\*CBDa) + (CBG + 0.877\*CBGa) + (THCV + 0.877\*THCVa) + (CBC + 0.877\*CBCa) + (CBDV + 0.877\*CBDVa) + CBL + CBN  
Total THC/CBD is calculated using the following formulas to take into account the loss of a carboxyl group during the decarboxylation step:  
Total THC =  $\Delta^9$ -THC + (THCa (0.877)) +  $\Delta^8$ -THC  
Total CBD = CBD + (CBDa (0.877))

**Moisture:** 7.8%

**TERPENOID ANALYSIS - SUMMARY**

39 TESTED, TOP 3 HIGHLIGHTED

**Total Terpenoids:** 1.0551%



**SAFETY ANALYSIS - SUMMARY**

|   |   |   |
|---|---|---|
| $\Delta^9$ -THC per Unit: <span style="color: green;">✔ PASS</span> | Pesticides: <span style="color: green;">✔ PASS</span>     | Mycotoxins: <span style="color: green;">✔ PASS</span>   |
| Residual Solvents: <span style="color: green;">✔ PASS</span>        | Heavy Metals: <span style="color: green;">✔ PASS</span>   | Microbiology: <span style="color: green;">✔ PASS</span> |
| Foreign Material: <span style="color: green;">✔ PASS</span>         | Water Activity: <span style="color: green;">✔ PASS</span> |   |



These results relate only to the sample included on this report.

This report shall not be reproduced, except in full, without written approval of the laboratory.

**Sample Certification:** California Code of Regulations Title 4 Division 19. Department of Cannabis Control Business and Professions Code. Reference: Sections 26100, 26104 and 26110, Business and Professions Code.

**Decision Rule:** Statements of conformity (e.g. Pass/Fail) to specifications are made in this report without taking measurement uncertainty into account. Where statements of conformity are made in this report, the following decision rules are applied: PASS - Results within limits/specifications, FAIL - Results exceed limits/specifications.

**References:** limit of detection (LOD), limit of quantification (LOQ), not detected (ND), not tested (NT)

  
  
 Approved by: Josh Wurzer  
 Job Title: Chief Compliance Officer  
 Date: 07/10/2023  
 All LQC samples were performed and met the prescribed acceptance criteria in 4 CCR section 15730, as attested by:  
 Carmen Stackhouse  
 Job Title: Senior Laboratory Analyst  
 Date: 07/10/2023



**CANNABINOID TEST RESULTS** - 07/08/2023 ✔ PASS

Tested by high-performance liquid chromatography with diode-array detection (HPLC-DAD). Calculated using Dry-Weight. **Method:** QSP 1157 - Analysis of Cannabinoids by HPLC-DAD

**TOTAL CANNABINOIDS: 27.11%**

Total Cannabinoids (Total THC) + (Total CBD) + (Total CBG) + (Total THCV) + (Total CBC) + (Total CBDV) + CBL + CBN

**TOTAL THC: 26.637%**

Total THC ( $\Delta^9$ -THC+0.877\*THCa+ $\Delta^8$ -THC)

**TOTAL CBD: ND**

Total CBD (CBD+0.877\*CBDA)

**TOTAL CBG: 0.18%**

Total CBG (CBG+0.877\*CBGa)

**TOTAL THCV: 0.10%**

Total THCV (THCV+0.877\*THCVa)

**TOTAL CBC: 0.187%**

Total CBC (CBC+0.877\*CBCa)

**TOTAL CBDV: ND**

Total CBDV (CBDV+0.877\*CBDVa)

| COMPOUND                   | LOD/LOQ (mg/g) | MEASUREMENT UNCERTAINTY (mg/g) | RESULT (mg/g) | RESULT (%) |
|----------------------------|----------------|--------------------------------|---------------|------------|
| THCa                       | 0.05 / 0.14    | ±6.075                         | 303.73        | 30.373     |
| CBCa                       | 0.07 / 0.28    | ±0.081                         | 2.13          | 0.213      |
| CBGa                       | 0.1 / 0.2      | ±0.09                          | 2.1           | 0.21       |
| THCVa                      | 0.07 / 0.20    | ±0.042                         | 1.14          | 0.114      |
| $\Delta^9$ -THC            | 0.06 / 0.26    | N/A                            | ND            | ND         |
| $\Delta^8$ -THC            | 0.1 / 0.4      | N/A                            | ND            | ND         |
| THCV                       | 0.1 / 0.2      | N/A                            | ND            | ND         |
| CBD                        | 0.07 / 0.29    | N/A                            | ND            | ND         |
| CBDA                       | 0.02 / 0.19    | N/A                            | ND            | ND         |
| CBDV                       | 0.04 / 0.15    | N/A                            | ND            | ND         |
| CBDVa                      | 0.03 / 0.53    | N/A                            | ND            | ND         |
| CBG                        | 0.06 / 0.19    | N/A                            | ND            | ND         |
| CBL                        | 0.06 / 0.24    | N/A                            | ND            | ND         |
| CBN                        | 0.1 / 0.3      | N/A                            | ND            | ND         |
| CBC                        | 0.2 / 0.5      | N/A                            | ND            | ND         |
| <b>SUM OF CANNABINOIDS</b> |                |                                | 309.1 mg/g    | 30.91%     |

**UNIT MASS: 1.7305 grams per Unit**

|                              |                        |                |      |
|------------------------------|------------------------|----------------|------|
| $\Delta^9$ -THC per Unit     | 1100 per-package limit | ND             | PASS |
| Total THC per Unit           |                        | 460.95 mg/unit |      |
| CBD per Unit                 |                        | ND             |      |
| Total CBD per Unit           |                        | ND             |      |
| Sum of Cannabinoids per Unit |                        | 534.9 mg/unit  |      |
| Total Cannabinoids per Unit  |                        | 469.1 mg/unit  |      |

**MOISTURE TEST RESULT**

**7.8%**

Tested 07/07/2023  
 Method: QSP 1224 -  
 Loss on Drying (Moisture)

**TERPENOID TEST RESULTS** - 07/08/2023

Terpene analysis utilizing gas chromatography-flame ionization detection (GC-FID). **Method:** QSP 1192 - Analysis of Terpenoids by GC-FID

| COMPOUND                  | LOD/LOQ (mg/g) | MEASUREMENT UNCERTAINTY (mg/g) | RESULT (mg/g) | RESULT (%) |
|---------------------------|----------------|--------------------------------|---------------|------------|
| $\beta$ -Caryophyllene    | 0.004 / 0.012  | ±0.1297                        | 4.683         | 0.4683     |
| $\alpha$ -Humulene        | 0.009 / 0.029  | ±0.0381                        | 1.524         | 0.1524     |
| trans- $\beta$ -Farnesene | 0.008 / 0.025  | ±0.0245                        | 0.888         | 0.0888     |
| Linalool                  | 0.009 / 0.032  | ±0.0260                        | 0.878         | 0.0878     |
| $\alpha$ -Bisabolol       | 0.008 / 0.026  | ±0.0334                        | 0.805         | 0.0805     |
| Myrcene                   | 0.008 / 0.025  | ±0.0047                        | 0.473         | 0.0473     |
| Terpineol                 | 0.009 / 0.031  | ±0.0125                        | 0.261         | 0.0261     |
| Limonene                  | 0.005 / 0.016  | ±0.0028                        | 0.253         | 0.0253     |
| Fenchol                   | 0.010 / 0.034  | ±0.0065                        | 0.216         | 0.0216     |
| Caryophyllene Oxide       | 0.010 / 0.033  | ±0.0056                        | 0.156         | 0.0156     |
| Valencene                 | 0.009 / 0.030  | ±0.0050                        | 0.094         | 0.0094     |
| Borneol                   | 0.005 / 0.016  | ±0.0026                        | 0.081         | 0.0081     |
| Guaiol                    | 0.009 / 0.030  | ±0.0028                        | 0.076         | 0.0076     |
| $\beta$ -Pinene           | 0.004 / 0.014  | ±0.0004                        | 0.041         | 0.0041     |
| Fenchone                  | 0.009 / 0.028  | ±0.0007                        | 0.030         | 0.0030     |
| Terpinolene               | 0.008 / 0.026  | ±0.0005                        | 0.030         | 0.0030     |
| $\beta$ -Ocimene          | 0.006 / 0.020  | ±0.0006                        | 0.024         | 0.0024     |
| Sabinene                  | 0.004 / 0.014  | ±0.0002                        | 0.020         | 0.0020     |
| $\alpha$ -Pinene          | 0.005 / 0.017  | ±0.0001                        | 0.018         | 0.0018     |
| Nerol                     | 0.003 / 0.011  | N/A                            | <LOQ          | <LOQ       |
| Camphene                  | 0.005 / 0.015  | N/A                            | ND            | ND         |
| $\alpha$ -Phellandrene    | 0.006 / 0.020  | N/A                            | ND            | ND         |
| $\Delta^3$ -Carene        | 0.005 / 0.018  | N/A                            | ND            | ND         |
| $\alpha$ -Terpinene       | 0.005 / 0.017  | N/A                            | ND            | ND         |
| p-Cymene                  | 0.005 / 0.016  | N/A                            | ND            | ND         |
| Eucalyptol                | 0.006 / 0.018  | N/A                            | ND            | ND         |
| $\gamma$ -Terpinene       | 0.006 / 0.018  | N/A                            | ND            | ND         |
| Sabinene Hydrate          | 0.006 / 0.022  | N/A                            | ND            | ND         |
| Isopulegol                | 0.005 / 0.016  | N/A                            | ND            | ND         |
| Camphor                   | 0.006 / 0.019  | N/A                            | ND            | ND         |
| Isoborneol                | 0.004 / 0.012  | N/A                            | ND            | ND         |
| Menthol                   | 0.008 / 0.025  | N/A                            | ND            | ND         |
| Citronellol               | 0.003 / 0.010  | N/A                            | ND            | ND         |
| Pulegone                  | 0.003 / 0.011  | N/A                            | ND            | ND         |
| Geraniol                  | 0.002 / 0.007  | N/A                            | ND            | ND         |
| Geranyl Acetate           | 0.004 / 0.014  | N/A                            | ND            | ND         |
| $\alpha$ -Cedrene         | 0.005 / 0.016  | N/A                            | ND            | ND         |
| Nerolidol                 | 0.006 / 0.019  | N/A                            | ND            | ND         |
| Cedrol                    | 0.008 / 0.027  | N/A                            | ND            | ND         |
| <b>TOTAL TERPENOIDS</b>   |                |                                | 10.551 mg/g   | 1.0551%    |



**CATEGORY 1 PESTICIDE TEST RESULTS** - 07/09/2023 ✔ **PASS**

Pesticide and plant growth regulator analysis utilizing high-performance liquid chromatography-mass spectrometry (HPLC-MS) or gas chromatography-mass spectrometry (GC-MS). \*GC-MS utilized where indicated. **Method:** QSP 1212 - Analysis of Pesticides and Mycotoxins by LC-MS or QSP 1213 - Analysis of Pesticides by GC-MS

| COMPOUND          | LOD/LOQ (µg/g) | ACTION LIMIT (µg/g) | MEASUREMENT UNCERTAINTY (µg/g) | RESULT (µg/g) | RESULT |
|-------------------|----------------|---------------------|--------------------------------|---------------|--------|
| Aldicarb          | 0.03 / 0.08    | ≥ LOD               | N/A                            | ND            | PASS   |
| Carbofuran        | 0.02 / 0.05    | ≥ LOD               | N/A                            | ND            | PASS   |
| Chlordane*        | 0.03 / 0.08    | ≥ LOD               | N/A                            | ND            | PASS   |
| Chlorfenapyr*     | 0.03 / 0.10    | ≥ LOD               | N/A                            | ND            | PASS   |
| Chlorpyrifos      | 0.02 / 0.06    | ≥ LOD               | N/A                            | ND            | PASS   |
| Coumaphos         | 0.02 / 0.07    | ≥ LOD               | N/A                            | ND            | PASS   |
| Daminozide        | 0.02 / 0.07    | ≥ LOD               | N/A                            | ND            | PASS   |
| Dichlorvos (DDVP) | 0.03 / 0.09    | ≥ LOD               | N/A                            | ND            | PASS   |
| Dimethoate        | 0.03 / 0.08    | ≥ LOD               | N/A                            | ND            | PASS   |
| Ethoprophos       | 0.03 / 0.10    | ≥ LOD               | N/A                            | ND            | PASS   |
| Etofenprox        | 0.02 / 0.06    | ≥ LOD               | N/A                            | ND            | PASS   |
| Fenoxycarb        | 0.03 / 0.08    | ≥ LOD               | N/A                            | ND            | PASS   |
| Fipronil          | 0.03 / 0.08    | ≥ LOD               | N/A                            | ND            | PASS   |
| Imazalil          | 0.02 / 0.06    | ≥ LOD               | N/A                            | ND            | PASS   |
| Methiocarb        | 0.02 / 0.07    | ≥ LOD               | N/A                            | ND            | PASS   |
| Parathion-methyl  | 0.03 / 0.10    | ≥ LOD               | N/A                            | ND            | PASS   |
| Mevinphos         | 0.03 / 0.09    | ≥ LOD               | N/A                            | ND            | PASS   |
| Paclobotrazol     | 0.02 / 0.05    | ≥ LOD               | N/A                            | ND            | PASS   |
| Propoxur          | 0.03 / 0.09    | ≥ LOD               | N/A                            | ND            | PASS   |
| Spiroxamine       | 0.03 / 0.08    | ≥ LOD               | N/A                            | ND            | PASS   |
| Thiacloprid       | 0.03 / 0.10    | ≥ LOD               | N/A                            | ND            | PASS   |

**CATEGORY 2 PESTICIDE TEST RESULTS** - 07/09/2023 *continued*

| COMPOUND                 | LOD/LOQ (µg/g) | ACTION LIMIT (µg/g) | MEASUREMENT UNCERTAINTY (µg/g) | RESULT (µg/g) | RESULT |
|--------------------------|----------------|---------------------|--------------------------------|---------------|--------|
| Cyfluthrin               | 0.12 / 0.38    | 2                   | N/A                            | ND            | PASS   |
| Cypermethrin             | 0.11 / 0.32    | 1                   | N/A                            | ND            | PASS   |
| Diazinon                 | 0.02 / 0.05    | 0.1                 | N/A                            | ND            | PASS   |
| Dimethomorph             | 0.03 / 0.09    | 2                   | N/A                            | ND            | PASS   |
| Etoazole                 | 0.02 / 0.06    | 0.1                 | N/A                            | ND            | PASS   |
| Fenhexamid               | 0.03 / 0.09    | 0.1                 | N/A                            | ND            | PASS   |
| Fenpyroximate            | 0.02 / 0.06    | 0.1                 | N/A                            | ND            | PASS   |
| Flonicamid               | 0.03 / 0.10    | 0.1                 | N/A                            | ND            | PASS   |
| Fludioxonil              | 0.03 / 0.10    | 0.1                 | N/A                            | ND            | PASS   |
| Hexythiazox              | 0.02 / 0.07    | 0.1                 | N/A                            | ND            | PASS   |
| Imidacloprid             | 0.04 / 0.11    | 5                   | N/A                            | ND            | PASS   |
| Kresoxim-methyl          | 0.02 / 0.07    | 0.1                 | N/A                            | ND            | PASS   |
| Malathion                | 0.03 / 0.09    | 0.5                 | N/A                            | ND            | PASS   |
| Metalaxyl                | 0.02 / 0.07    | 2                   | N/A                            | ND            | PASS   |
| Methomyl                 | 0.03 / 0.10    | 1                   | N/A                            | ND            | PASS   |
| Myclobutanil             | 0.03 / 0.09    | 0.1                 | N/A                            | ND            | PASS   |
| Naled                    | 0.02 / 0.07    | 0.1                 | N/A                            | ND            | PASS   |
| Oxamyl                   | 0.04 / 0.11    | 0.5                 | N/A                            | ND            | PASS   |
| Pentachloronitrobenzene* | 0.03 / 0.09    | 0.1                 | N/A                            | ND            | PASS   |
| Permethrin               | 0.04 / 0.12    | 0.5                 | N/A                            | ND            | PASS   |
| Phosmet                  | 0.03 / 0.10    | 0.1                 | N/A                            | ND            | PASS   |
| Piperonyl Butoxide       | 0.02 / 0.07    | 3                   | N/A                            | ND            | PASS   |
| Prallethrin              | 0.03 / 0.08    | 0.1                 | N/A                            | ND            | PASS   |
| Propiconazole            | 0.02 / 0.07    | 0.1                 | N/A                            | ND            | PASS   |
| Pyrethrins               | 0.04 / 0.12    | 0.5                 | N/A                            | ND            | PASS   |
| Pyridaben                | 0.02 / 0.07    | 0.1                 | N/A                            | ND            | PASS   |
| Spinetoram               | 0.02 / 0.07    | 0.1                 | N/A                            | ND            | PASS   |
| Spinosad                 | 0.02 / 0.07    | 0.1                 | N/A                            | ND            | PASS   |
| Spiromesifen             | 0.02 / 0.05    | 0.1                 | N/A                            | ND            | PASS   |
| Spirotetramat            | 0.02 / 0.06    | 0.1                 | N/A                            | ND            | PASS   |
| Tebuconazole             | 0.02 / 0.07    | 0.1                 | N/A                            | ND            | PASS   |
| Thiamethoxam             | 0.03 / 0.10    | 5                   | N/A                            | ND            | PASS   |
| Trifloxystrobin          | 0.03 / 0.08    | 0.1                 | N/A                            | ND            | PASS   |

**CATEGORY 2 PESTICIDE TEST RESULTS** - 07/09/2023 ✔ **PASS**

| COMPOUND            | LOD/LOQ (µg/g) | ACTION LIMIT (µg/g) | MEASUREMENT UNCERTAINTY (µg/g) | RESULT (µg/g) | RESULT |
|---------------------|----------------|---------------------|--------------------------------|---------------|--------|
| Abamectin           | 0.03 / 0.10    | 0.1                 | N/A                            | ND            | PASS   |
| Acephate            | 0.02 / 0.07    | 0.1                 | N/A                            | ND            | PASS   |
| Acequinocyl         | 0.02 / 0.07    | 0.1                 | N/A                            | ND            | PASS   |
| Acetamiprid         | 0.02 / 0.05    | 0.1                 | N/A                            | ND            | PASS   |
| Azoxystrobin        | 0.02 / 0.07    | 0.1                 | N/A                            | ND            | PASS   |
| Bifenazate          | 0.01 / 0.04    | 0.1                 | N/A                            | ND            | PASS   |
| Bifenthrin          | 0.02 / 0.05    | 3                   | N/A                            | ND            | PASS   |
| Boscalid            | 0.03 / 0.09    | 0.1                 | N/A                            | ND            | PASS   |
| Captan              | 0.19 / 0.57    | 0.7                 | N/A                            | ND            | PASS   |
| Carbaryl            | 0.02 / 0.06    | 0.5                 | N/A                            | ND            | PASS   |
| Chlorantraniliprole | 0.04 / 0.12    | 10                  | N/A                            | ND            | PASS   |
| Clofentezine        | 0.03 / 0.09    | 0.1                 | N/A                            | ND            | PASS   |



**MYCOTOXIN TEST RESULTS** - 07/08/2023 ✔ PASS

Mycotoxin analysis utilizing high-performance liquid chromatography-mass spectrometry (HPLC-MS). **Method:** QSP 1212 - Analysis of Pesticides and Mycotoxins by LC-MS

| COMPOUND        | LOD/LOQ (µg/kg) | ACTION LIMIT (µg/kg) | MEASUREMENT UNCERTAINTY (µg/kg) | RESULT (µg/kg) | RESULT |
|-----------------|-----------------|----------------------|---------------------------------|----------------|--------|
| Aflatoxin B1    | 2.0 / 6.0       |                      | N/A                             | ND             |        |
| Aflatoxin B2    | 1.8 / 5.6       |                      | N/A                             | ND             |        |
| Aflatoxin G1    | 1.0 / 3.1       |                      | N/A                             | ND             |        |
| Aflatoxin G2    | 1.2 / 3.5       |                      | N/A                             | ND             |        |
| Total Aflatoxin |                 | 20                   |                                 | ND             | PASS   |
| Ochratoxin A    | 6.3 / 19.2      | 20                   | N/A                             | ND             | PASS   |

**HEAVY METALS TEST RESULTS** - 07/09/2023 ✔ PASS

Heavy metal analysis utilizing inductively coupled plasma-mass spectrometry (ICP-MS). **Method:** QSP 1160 - Analysis of Heavy Metals by ICP-MS

| COMPOUND | LOD/LOQ (µg/g) | ACTION LIMIT (µg/g) | MEASUREMENT UNCERTAINTY (µg/g) | RESULT (µg/g) | RESULT |
|----------|----------------|---------------------|--------------------------------|---------------|--------|
| Arsenic  | 0.02 / 0.1     | 0.2                 | N/A                            | <LOQ          | PASS   |
| Cadmium  | 0.02 / 0.05    | 0.2                 | N/A                            | <LOQ          | PASS   |
| Lead     | 0.04 / 0.1     | 0.5                 | N/A                            | ND            | PASS   |
| Mercury  | 0.002 / 0.01   | 0.1                 | N/A                            | <LOQ          | PASS   |

**CATEGORY 1 RESIDUAL SOLVENTS TEST RESULTS** - 07/08/2023 ✔ PASS

Residual Solvent analysis utilizing gas chromatography-mass spectrometry (GC-MS). **Method:** QSP 1204 - Analysis of Residual Solvents by GC-MS

| COMPOUND                             | LOD/LOQ (µg/g) | ACTION LIMIT (µg/g) | MEASUREMENT UNCERTAINTY (µg/g) | RESULT (µg/g) | RESULT |
|--------------------------------------|----------------|---------------------|--------------------------------|---------------|--------|
| 1,2-Dichloroethane                   | 0.05 / 0.1     | 1                   | N/A                            | ND            | PASS   |
| Benzene                              | 0.03 / 0.09    | 1                   | N/A                            | ND            | PASS   |
| Chloroform                           | 0.1 / 0.2      | 1                   | N/A                            | ND            | PASS   |
| Ethylene Oxide                       | 0.3 / 0.8      | 1                   | N/A                            | ND            | PASS   |
| Dichloromethane (Methylene Chloride) | 0.3 / 0.9      | 1                   | N/A                            | ND            | PASS   |
| Trichloroethylene                    | 0.1 / 0.3      | 1                   | N/A                            | ND            | PASS   |

**MICROBIOLOGY TEST RESULTS** - 07/08/2023 ✔ PASS

Analysis conducted by polymerase chain reaction (PCR) and fluorescence detection of microbiological contaminants. **Method:** QSP 1221 - Analysis of Microbiological Contaminants

| COMPOUND                                      | ACTION LIMIT       | RESULT | RESULT |
|---|--------------------|--------|--------|
| Shiga toxin-producing <i>Escherichia coli</i> | Not Detected in 1g | ND     | PASS   |
| <i>Salmonella</i> spp.                        | Not Detected in 1g | ND     | PASS   |
| <i>Aspergillus fumigatus</i>                  | Not Detected in 1g | ND     | PASS   |
| <i>Aspergillus flavus</i>                     | Not Detected in 1g | ND     | PASS   |
| <i>Aspergillus niger</i>                      | Not Detected in 1g | ND     | PASS   |
| <i>Aspergillus terreus</i>                    | Not Detected in 1g | ND     | PASS   |

**CATEGORY 2 RESIDUAL SOLVENTS TEST RESULTS** - 07/08/2023 ✔ PASS

| COMPOUND                       | LOD/LOQ (µg/g) | ACTION LIMIT (µg/g) | MEASUREMENT UNCERTAINTY (µg/g) | RESULT (µg/g) | RESULT |
|--------------------------------|----------------|---------------------|--------------------------------|---------------|--------|
| Acetone                        | 20 / 50        | 5000                | N/A                            | <LOQ          | PASS   |
| Acetonitrile                   | 2 / 7          | 410                 | N/A                            | ND            | PASS   |
| n-Butane                       | 10 / 50        | 5000                | N/A                            | ND            | PASS   |
| Ethanol                        | 20 / 50        | 5000                | N/A                            | ND            | PASS   |
| Ethyl Acetate                  | 20 / 60        | 5000                | N/A                            | ND            | PASS   |
| Ethyl Ether                    | 20 / 50        | 5000                | N/A                            | ND            | PASS   |
| n-Heptane                      | 20 / 60        | 5000                | N/A                            | ND            | PASS   |
| n-Hexane                       | 2 / 5          | 290                 | N/A                            | ND            | PASS   |
| 2-Propanol (Isopropyl Alcohol) | 10 / 40        | 5000                | N/A                            | ND            | PASS   |
| Methanol                       | 50 / 200       | 3000                | ±6.9                           | 316           | PASS   |
| n-Pentane                      | 20 / 50        | 5000                | N/A                            | ND            | PASS   |
| Propane                        | 10 / 20        | 5000                | N/A                            | ND            | PASS   |
| Toluene                        | 7 / 21         | 890                 | N/A                            | ND            | PASS   |
| Total Xylenes                  | 50 / 160       | 2170                | N/A                            | ND            | PASS   |

**FOREIGN MATERIAL TEST RESULTS** - 07/07/2023 ✔ PASS

Visual analysis includes, but is not limited to, sand, soil, cinders, dirt, mold, hair, insect fragments, and mammalian excreta. **Method:** QSP 1226 - Analysis of Foreign Material in Cannabis and Cannabis Products

| COMPOUND  | ACTION LIMIT    | RESULT |
|---|-----------------|--------|
| Total Sample Area Covered by Sand, Soil, Cinders, or Dirt | >25%            | PASS   |
| Total Sample Area Covered by Mold                         | >25%            | PASS   |
| Total Sample Area Covered by an Imbedded Foreign Material | >25%            | PASS   |
| Insect Fragment Count                                     | > 1 per 3 grams | PASS   |
| Hair Count  | > 1 per 3 grams | PASS   |
| Mammalian Excreta Count                                   | > 1 per 3 grams | PASS   |

**WATER ACTIVITY TEST RESULTS** - 07/07/2023 ✔ PASS

**Method:** QSP 1227 - Analysis of Water Activity in Cannabis and Cannabis Products

| COMPOUND       | LOD/LOQ (Aw)  | ACTION LIMIT (Aw) | MEASUREMENT UNCERTAINTY (Aw) | RESULT (Aw) | RESULT |
|----------------|---------------|-------------------|------------------------------|-------------|--------|
| Water Activity | 0.030 / 0.250 | 0.65              | ±0.0253                      | 0.519       | PASS   |