

SAMPLE NAME: Honey Lemon Cookie (1.5g)

Infused Flower/Pre-Roll, Product Inhalable

CULTIVATOR / MANUFACTURER

Business Name: Central Coast Ag Products, LLC

License Number: CDPH-10003156

Address: 1201 West Chestnut Ave. Lompoc CA 93436

DISTRIBUTOR

Business Name: CENTRAL COAST AG DISTRIBUTION, LLC

License Number: C11-0001495-LIC

Address: 424 COMMERCE CT LOMPOC CA 93436



SAMPLE DETAIL

Batch Number: 230000098

Sample ID: 230119M053

Source Metrc UID:
1A4060300002EE1000048503

Date Collected: 01/19/2023

Date Received: 01/20/2023

Batch Size: 4242.0 units

Sample Size: 20.0 units

Unit Mass: 1.873 grams per Unit

Serving Size:



Scan QR code to verify authenticity of results.

Sampling Method: QSP 1265 - Sampling of Cannabis and Product Batches

CANNABINOID ANALYSIS - SUMMARY ✔ PASS

CALCULATED USING DRY-WEIGHT

Sum of Cannabinoids: **42.94%**

Total Cannabinoids: **37.69%**

Total THC: **35.68%**

Total CBD: **0.063%**

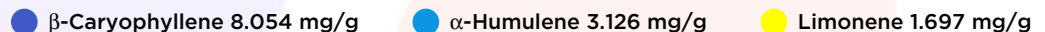
Sum of Cannabinoids = Δ^9 -THC + THCa + CBD + CBDa + CBG + CBGa + THCV + THCVa + CBC + CBCa + CBDV + CBDVa + Δ^8 -THC + CBL + CBN
 Total Cannabinoids = $(\Delta^9$ -THC + 0.877*THCa + Δ^8 -THC) + (CBD + 0.877*CBDa) + (CBG + 0.877*CBGa) + (THCV + 0.877*THCVa) + (CBC + 0.877*CBCa) + (CBDV + 0.877*CBDVa) + CBL + CBN
 Total THC/CBD is calculated using the following formulas to take into account the loss of a carboxyl group during the decarboxylation step:
 Total THC = Δ^9 -THC + (THCa (0.877)) + Δ^8 -THC
 Total CBD = CBD + (CBDa (0.877))

Moisture: **10.7%**

TERPENOID ANALYSIS - SUMMARY

39 TESTED, TOP 3 HIGHLIGHTED

Total Terpenoids: **1.9267%**



SAFETY ANALYSIS - SUMMARY

Δ^9 -THC per Unit: ✔ PASS

Pesticides: ✔ PASS

Mycotoxins: ✔ PASS

Residual Solvents: ✔ PASS

Heavy Metals: ✔ PASS

Microbiology: ✔ PASS

Foreign Material: ✔ PASS

Water Activity: ✔ PASS



These results relate only to the sample included on this report.

This report shall not be reproduced, except in full, without written approval of the laboratory.

Sample Certification: California Code of Regulations Title 4 Division 19. Department of Cannabis Control Business and Professions Code. Reference: Sections 26100, 26104 and 26110, Business and Professions Code.

Decision Rule: Statements of conformity (e.g. Pass/Fail) to specifications are made in this report without taking measurement uncertainty into account. Where statements of conformity are made in this report, the following decision rules are applied: PASS - Results within limits/specifications, FAIL - Results exceed limits/specifications.

References: limit of detection (LOD), limit of quantification (LOQ), not detected (ND), not tested (NT)


 Approved by: Josh Wurzer
 Job Title: President
 Date: 01/22/2023

 All LQC samples were performed and met the prescribed acceptance criteria in 4 CCR section 1730, as attested by:
 Carmen Stackhouse
 Job Title: Senior Laboratory Analyst
 Date: 01/22/2023



HONEY LEMON COOKIE (1.5G) | DATE ISSUED 01/22/2023 | OVERALL BATCH RESULT: ✔ PASS

CANNABINOID TEST RESULTS - 01/21/2023 ✔ PASS

Tested by high-performance liquid chromatography with diode-array detection (HPLC-DAD). Calculated using Dry-Weight. **Method:** QSP 1157 - Analysis of Cannabinoids by HPLC-DAD

TOTAL CANNABINOIDS: 37.69%

Total Cannabinoids (Total THC) + (Total CBD) + (Total CBG) + (Total THCV) + (Total CBC) + (Total CBDV) + CBL + CBN

TOTAL THC: 35.68%

Total THC (Δ^9 -THC+0.877*THCa+ Δ^8 -THC)

TOTAL CBD: 0.063%

Total CBD (CBD+0.877*CBDa)

TOTAL CBG: 1.37%

Total CBG (CBG+0.877*CBGa)

TOTAL THCV: 0.123%

Total THCV (THCV+0.877*THCVa)

TOTAL CBC: 0.452%

Total CBC (CBC+0.877*CBCa)

TOTAL CBDV: ND

Total CBDV (CBDV+0.877*CBDVa)

| COMPOUND | LOD/LOQ (mg/g) | MEASUREMENT UNCERTAINTY (mg/g) | RESULT (mg/g) | RESULT (%) |
|----------------------------|----------------|--------------------------------|-------------------|---------------|
| THCa | 0.05 / 0.14 | ±8.084 | 404.19 | 40.419 |
| CBGa | 0.1 / 0.2 | ±0.63 | 15.6 | 1.56 |
| CBCa | 0.07 / 0.28 | ±0.196 | 5.15 | 0.515 |
| Δ^9 -THC | 0.06 / 0.26 | ±0.062 | 2.33 | 0.233 |
| THCVa | 0.07 / 0.20 | ±0.052 | 1.40 | 0.140 |
| CBDa | 0.02 / 0.19 | ±0.016 | 0.72 | 0.072 |
| Δ^8 -THC | 0.1 / 0.4 | N/A | ND | ND |
| THCV | 0.1 / 0.2 | N/A | ND | ND |
| CBD | 0.07 / 0.29 | N/A | ND | ND |
| CBDV | 0.04 / 0.15 | N/A | ND | ND |
| CBDVa | 0.03 / 0.53 | N/A | ND | ND |
| CBG | 0.06 / 0.19 | N/A | ND | ND |
| CBL | 0.06 / 0.24 | N/A | ND | ND |
| CBN | 0.1 / 0.3 | N/A | ND | ND |
| CBC | 0.2 / 0.5 | N/A | ND | ND |
| SUM OF CANNABINOIDS | | | 429.4 mg/g | 42.94% |

UNIT MASS: 1.873 grams per Unit

| | | | |
|------------------------------|------------------------|----------------|------|
| Δ^9 -THC per Unit | 1100 per-package limit | 4.36 mg/unit | PASS |
| Total THC per Unit | | 668.29 mg/unit | |
| CBD per Unit | | ND | |
| Total CBD per Unit | | 1.18 mg/unit | |
| Sum of Cannabinoids per Unit | | 804.3 mg/unit | |
| Total Cannabinoids per Unit | | 705.9 mg/unit | |

MOISTURE TEST RESULT

10.7%

Tested 01/21/2023
 Method: QSP 1224 -
 Loss on Drying (Moisture)

TERPENOID TEST RESULTS - 01/22/2023

Terpene analysis utilizing gas chromatography-flame ionization detection (GC-FID). **Method:** QSP 1192 - Analysis of Terpenoids by GC-FID

| COMPOUND | LOD/LOQ (mg/g) | MEASUREMENT UNCERTAINTY (mg/g) | RESULT (mg/g) | RESULT (%) |
|---------------------------|----------------|--------------------------------|--------------------|----------------|
| β -Caryophyllene | 0.004 / 0.012 | ±0.2231 | 8.054 | 0.8054 |
| α -Humulene | 0.009 / 0.029 | ±0.0782 | 3.126 | 0.3126 |
| Limonene | 0.005 / 0.016 | ±0.0188 | 1.697 | 0.1697 |
| Myrcene | 0.008 / 0.025 | ±0.0146 | 1.464 | 0.1464 |
| trans- β -Farnesene | 0.008 / 0.025 | ±0.0311 | 1.125 | 0.1125 |
| Linalool | 0.009 / 0.032 | ±0.0293 | 0.991 | 0.0991 |
| α -Bisabolol | 0.008 / 0.026 | ±0.0251 | 0.605 | 0.0605 |
| Fenchol | 0.010 / 0.034 | ±0.0134 | 0.445 | 0.0445 |
| Terpineol | 0.009 / 0.031 | ±0.0201 | 0.421 | 0.0421 |
| Valencene | 0.009 / 0.030 | ±0.0183 | 0.342 | 0.0342 |
| β -Pinene | 0.004 / 0.014 | ±0.0020 | 0.227 | 0.0227 |
| Caryophyllene Oxide | 0.010 / 0.033 | ±0.0067 | 0.188 | 0.0188 |
| Terpinolene | 0.008 / 0.026 | ±0.0026 | 0.163 | 0.0163 |
| α -Pinene | 0.005 / 0.017 | ±0.0007 | 0.104 | 0.0104 |
| Borneol | 0.005 / 0.016 | ±0.0033 | 0.101 | 0.0101 |
| β -Ocimene | 0.006 / 0.020 | ±0.0017 | 0.067 | 0.0067 |
| Nerolidol | 0.006 / 0.019 | ±0.0033 | 0.067 | 0.0067 |
| Camphene | 0.005 / 0.015 | ±0.0005 | 0.054 | 0.0054 |
| Citronellol | 0.003 / 0.010 | ±0.0010 | 0.026 | 0.0026 |
| Sabinene | 0.004 / 0.014 | N/A | ND | ND |
| α -Phellandrene | 0.006 / 0.020 | N/A | ND | ND |
| Δ^3 -Carene | 0.005 / 0.018 | N/A | ND | ND |
| α -Terpinene | 0.005 / 0.017 | N/A | ND | ND |
| p-Cymene | 0.005 / 0.016 | N/A | ND | ND |
| Eucalyptol | 0.006 / 0.018 | N/A | ND | ND |
| γ -Terpinene | 0.006 / 0.018 | N/A | ND | ND |
| Sabinene Hydrate | 0.006 / 0.022 | N/A | ND | ND |
| Fenchone | 0.009 / 0.028 | N/A | ND | ND |
| Isopulegol | 0.005 / 0.016 | N/A | ND | ND |
| Camphor | 0.006 / 0.019 | N/A | ND | ND |
| Isoborneol | 0.004 / 0.012 | N/A | ND | ND |
| Menthol | 0.008 / 0.025 | N/A | ND | ND |
| Nerol | 0.003 / 0.011 | N/A | ND | ND |
| Pulegone | 0.003 / 0.011 | N/A | ND | ND |
| Geraniol | 0.002 / 0.007 | N/A | ND | ND |
| Geranyl Acetate | 0.004 / 0.014 | N/A | ND | ND |
| α -Cedrene | 0.005 / 0.016 | N/A | ND | ND |
| Guaiol | 0.009 / 0.030 | N/A | ND | ND |
| Cedrol | 0.008 / 0.027 | N/A | ND | ND |
| TOTAL TERPENOIDS | | | 19.267 mg/g | 1.9267% |



CATEGORY 1 PESTICIDE TEST RESULTS - 01/22/2023 ✔ **PASS**

Pesticide and plant growth regulator analysis utilizing high-performance liquid chromatography-mass spectrometry (HPLC-MS) or gas chromatography-mass spectrometry (GC-MS). *GC-MS utilized where indicated. **Method:** QSP 1212 - Analysis of Pesticides and Mycotoxins by LC-MS or QSP 1213 - Analysis of Pesticides by GC-MS

| COMPOUND | LOD/LOQ (µg/g) | ACTION LIMIT (µg/g) | MEASUREMENT UNCERTAINTY (µg/g) | RESULT (µg/g) | RESULT |
|-------------------|----------------|---------------------|--------------------------------|---------------|--------|
| Aldicarb | 0.03 / 0.08 | ≥ LOD | N/A | ND | PASS |
| Carbofuran | 0.02 / 0.05 | ≥ LOD | N/A | ND | PASS |
| Chlordane* | 0.03 / 0.08 | ≥ LOD | N/A | ND | PASS |
| Chlorfenapyr* | 0.03 / 0.10 | ≥ LOD | N/A | ND | PASS |
| Chlorpyrifos | 0.02 / 0.06 | ≥ LOD | N/A | ND | PASS |
| Coumaphos | 0.02 / 0.07 | ≥ LOD | N/A | ND | PASS |
| Daminozide | 0.02 / 0.07 | ≥ LOD | N/A | ND | PASS |
| Dichlorvos (DDVP) | 0.03 / 0.09 | ≥ LOD | N/A | ND | PASS |
| Dimethoate | 0.03 / 0.08 | ≥ LOD | N/A | ND | PASS |
| Ethoprophos | 0.03 / 0.10 | ≥ LOD | N/A | ND | PASS |
| Etofenprox | 0.02 / 0.06 | ≥ LOD | N/A | ND | PASS |
| Fenoxycarb | 0.03 / 0.08 | ≥ LOD | N/A | ND | PASS |
| Fipronil | 0.03 / 0.08 | ≥ LOD | N/A | ND | PASS |
| Imazalil | 0.02 / 0.06 | ≥ LOD | N/A | ND | PASS |
| Methiocarb | 0.02 / 0.07 | ≥ LOD | N/A | ND | PASS |
| Parathion-methyl | 0.03 / 0.10 | ≥ LOD | N/A | ND | PASS |
| Mevinphos | 0.03 / 0.09 | ≥ LOD | N/A | ND | PASS |
| Paclobotrazol | 0.02 / 0.05 | ≥ LOD | N/A | ND | PASS |
| Propoxur | 0.03 / 0.09 | ≥ LOD | N/A | ND | PASS |
| Spiroxamine | 0.03 / 0.08 | ≥ LOD | N/A | ND | PASS |
| Thiacloprid | 0.03 / 0.10 | ≥ LOD | N/A | ND | PASS |

CATEGORY 2 PESTICIDE TEST RESULTS - 01/22/2023 *continued*

| COMPOUND | LOD/LOQ (µg/g) | ACTION LIMIT (µg/g) | MEASUREMENT UNCERTAINTY (µg/g) | RESULT (µg/g) | RESULT |
|--------------------------|----------------|---------------------|--------------------------------|---------------|--------|
| Cyfluthrin | 0.12 / 0.38 | 2 | N/A | ND | PASS |
| Cypermethrin | 0.11 / 0.32 | 1 | N/A | ND | PASS |
| Diazinon | 0.02 / 0.05 | 0.1 | N/A | ND | PASS |
| Dimethomorph | 0.03 / 0.09 | 2 | N/A | ND | PASS |
| Etoazole | 0.02 / 0.06 | 0.1 | N/A | ND | PASS |
| Fenhexamid | 0.03 / 0.09 | 0.1 | N/A | ND | PASS |
| Fenpyroximate | 0.02 / 0.06 | 0.1 | N/A | ND | PASS |
| Flonicamid | 0.03 / 0.10 | 0.1 | N/A | ND | PASS |
| Fludioxonil | 0.03 / 0.10 | 0.1 | N/A | ND | PASS |
| Hexythiazox | 0.02 / 0.07 | 0.1 | N/A | ND | PASS |
| Imidacloprid | 0.04 / 0.11 | 5 | N/A | ND | PASS |
| Kresoxim-methyl | 0.02 / 0.07 | 0.1 | N/A | ND | PASS |
| Malathion | 0.03 / 0.09 | 0.5 | N/A | ND | PASS |
| Metalaxyl | 0.02 / 0.07 | 2 | N/A | ND | PASS |
| Methomyl | 0.03 / 0.10 | 1 | N/A | ND | PASS |
| Myclobutanil | 0.03 / 0.09 | 0.1 | N/A | ND | PASS |
| Naled | 0.02 / 0.07 | 0.1 | N/A | ND | PASS |
| Oxamyl | 0.04 / 0.11 | 0.5 | N/A | ND | PASS |
| Pentachloronitrobenzene* | 0.03 / 0.09 | 0.1 | N/A | ND | PASS |
| Permethrin | 0.04 / 0.12 | 0.5 | N/A | ND | PASS |
| Phosmet | 0.03 / 0.10 | 0.1 | N/A | ND | PASS |
| Piperonyl Butoxide | 0.02 / 0.07 | 3 | N/A | ND | PASS |
| Prallethrin | 0.03 / 0.08 | 0.1 | N/A | ND | PASS |
| Propiconazole | 0.02 / 0.07 | 0.1 | N/A | ND | PASS |
| Pyrethrins | 0.04 / 0.12 | 0.5 | N/A | ND | PASS |
| Pyridaben | 0.02 / 0.07 | 0.1 | N/A | ND | PASS |
| Spinetoram | 0.02 / 0.07 | 0.1 | N/A | ND | PASS |
| Spinosad | 0.02 / 0.07 | 0.1 | N/A | ND | PASS |
| Spiromesifen | 0.02 / 0.05 | 0.1 | N/A | ND | PASS |
| Spirotetramat | 0.02 / 0.06 | 0.1 | N/A | ND | PASS |
| Tebuconazole | 0.02 / 0.07 | 0.1 | N/A | ND | PASS |
| Thiamethoxam | 0.03 / 0.10 | 5 | N/A | ND | PASS |
| Trifloxystrobin | 0.03 / 0.08 | 0.1 | N/A | ND | PASS |

CATEGORY 2 PESTICIDE TEST RESULTS - 01/22/2023 ✔ **PASS**

| COMPOUND | LOD/LOQ (µg/g) | ACTION LIMIT (µg/g) | MEASUREMENT UNCERTAINTY (µg/g) | RESULT (µg/g) | RESULT |
|---------------------|----------------|---------------------|--------------------------------|---------------|--------|
| Abamectin | 0.03 / 0.10 | 0.1 | N/A | ND | PASS |
| Acephate | 0.02 / 0.07 | 0.1 | N/A | ND | PASS |
| Acequinocyl | 0.02 / 0.07 | 0.1 | N/A | ND | PASS |
| Acetamiprid | 0.02 / 0.05 | 0.1 | N/A | ND | PASS |
| Azoxystrobin | 0.02 / 0.07 | 0.1 | N/A | ND | PASS |
| Bifenazate | 0.01 / 0.04 | 0.1 | N/A | ND | PASS |
| Bifenthrin | 0.02 / 0.05 | 3 | N/A | ND | PASS |
| Boscalid | 0.03 / 0.09 | 0.1 | N/A | ND | PASS |
| Captan | 0.19 / 0.57 | 0.7 | N/A | ND | PASS |
| Carbaryl | 0.02 / 0.06 | 0.5 | N/A | ND | PASS |
| Chlorantraniliprole | 0.04 / 0.12 | 10 | N/A | ND | PASS |
| Clofentezine | 0.03 / 0.09 | 0.1 | N/A | ND | PASS |



HONEY LEMON COOKIE (1.5G) | DATE ISSUED 01/22/2023 | OVERALL BATCH RESULT: ✔ PASS

MYCOTOXIN TEST RESULTS - 01/21/2023 ✔ PASS

Mycotoxin analysis utilizing high-performance liquid chromatography-mass spectrometry (HPLC-MS). **Method:** QSP 1212 - Analysis of Pesticides and Mycotoxins by LC-MS

| COMPOUND | LOD/LOQ (µg/kg) | ACTION LIMIT (µg/kg) | MEASUREMENT UNCERTAINTY (µg/kg) | RESULT (µg/kg) | RESULT |
|-----------------|-----------------|----------------------|---------------------------------|----------------|--------|
| Aflatoxin B1 | 2.0 / 6.0 | | N/A | ND | |
| Aflatoxin B2 | 1.8 / 5.6 | | N/A | ND | |
| Aflatoxin G1 | 1.0 / 3.1 | | N/A | ND | |
| Aflatoxin G2 | 1.2 / 3.5 | | N/A | ND | |
| Total Aflatoxin | | 20 | | ND | PASS |
| Ochratoxin A | 6.3 / 19.2 | 20 | N/A | ND | PASS |

HEAVY METALS TEST RESULTS - 01/21/2023 ✔ PASS

Heavy metal analysis utilizing inductively coupled plasma-mass spectrometry (ICP-MS). **Method:** QSP 1160 - Analysis of Heavy Metals by ICP-MS

| COMPOUND | LOD/LOQ (µg/g) | ACTION LIMIT (µg/g) | MEASUREMENT UNCERTAINTY (µg/g) | RESULT (µg/g) | RESULT |
|----------|----------------|---------------------|--------------------------------|---------------|--------|
| Arsenic | 0.02 / 0.1 | 0.2 | ±0.00 | 0.1 | PASS |
| Cadmium | 0.02 / 0.05 | 0.2 | ±0.001 | 0.06 | PASS |
| Lead | 0.04 / 0.1 | 0.5 | N/A | ND | PASS |
| Mercury | 0.002 / 0.01 | 0.1 | N/A | <LOQ | PASS |

CATEGORY 1 RESIDUAL SOLVENTS TEST RESULTS - 01/21/2023 ✔ PASS

Residual Solvent analysis utilizing gas chromatography-mass spectrometry (GC-MS). **Method:** QSP 1204 - Analysis of Residual Solvents by GC-MS

| COMPOUND | LOD/LOQ (µg/g) | ACTION LIMIT (µg/g) | MEASUREMENT UNCERTAINTY (µg/g) | RESULT (µg/g) | RESULT |
|--------------------------------------|----------------|---------------------|--------------------------------|---------------|--------|
| 1,2-Dichloroethane | 0.05 / 0.1 | 1 | N/A | ND | PASS |
| Benzene | 0.03 / 0.09 | 1 | N/A | ND | PASS |
| Chloroform | 0.1 / 0.2 | 1 | N/A | ND | PASS |
| Ethylene Oxide | 0.3 / 0.8 | 1 | N/A | ND | PASS |
| Dichloromethane (Methylene Chloride) | 0.3 / 0.9 | 1 | N/A | ND | PASS |
| Trichloroethylene | 0.1 / 0.3 | 1 | N/A | ND | PASS |

MICROBIOLOGY TEST RESULTS - 01/21/2023 ✔ PASS

Analysis conducted by polymerase chain reaction (PCR) and fluorescence detection of microbiological contaminants. **Method:** QSP 1221 - Analysis of Microbiological Contaminants

| COMPOUND | ACTION LIMIT | RESULT | RESULT |
|---|--------------------|--------|--------|
| Shiga toxin-producing <i>Escherichia coli</i> | Not Detected in 1g | ND | PASS |
| <i>Salmonella</i> spp. | Not Detected in 1g | ND | PASS |
| <i>Aspergillus fumigatus</i> | Not Detected in 1g | ND | PASS |
| <i>Aspergillus flavus</i> | Not Detected in 1g | ND | PASS |
| <i>Aspergillus niger</i> | Not Detected in 1g | ND | PASS |
| <i>Aspergillus terreus</i> | Not Detected in 1g | ND | PASS |

CATEGORY 2 RESIDUAL SOLVENTS TEST RESULTS - 01/21/2023 ✔ PASS

| COMPOUND | LOD/LOQ (µg/g) | ACTION LIMIT (µg/g) | MEASUREMENT UNCERTAINTY (µg/g) | RESULT (µg/g) | RESULT |
|--------------------------------|----------------|---------------------|--------------------------------|---------------|--------|
| Acetone | 20 / 50 | 5000 | N/A | <LOQ | PASS |
| Acetonitrile | 2 / 7 | 410 | N/A | ND | PASS |
| n-Butane | 10 / 50 | 5000 | N/A | ND | PASS |
| Ethanol | 20 / 50 | 5000 | N/A | ND | PASS |
| Ethyl Acetate | 20 / 60 | 5000 | N/A | ND | PASS |
| Ethyl Ether | 20 / 50 | 5000 | N/A | ND | PASS |
| n-Heptane | 20 / 60 | 5000 | N/A | ND | PASS |
| n-Hexane | 2 / 5 | 290 | N/A | ND | PASS |
| 2-Propanol (Isopropyl Alcohol) | 10 / 40 | 5000 | N/A | ND | PASS |
| Methanol | 50 / 200 | 3000 | N/A | <LOQ | PASS |
| n-Pentane | 20 / 50 | 5000 | N/A | ND | PASS |
| Propane | 10 / 20 | 5000 | N/A | ND | PASS |
| Toluene | 7 / 21 | 890 | N/A | ND | PASS |
| Total Xylenes | 50 / 160 | 2170 | N/A | ND | PASS |

FOREIGN MATERIAL TEST RESULTS - 01/20/2023 ✔ PASS

Visual analysis includes, but is not limited to, sand, soil, cinders, dirt, mold, hair, insect fragments, and mammalian excreta. **Method:** QSP 1226 - Analysis of Foreign Material in Cannabis and Cannabis Products

| COMPOUND | ACTION LIMIT | RESULT |
|---|-----------------|--------|
| Total Sample Area Covered by Sand, Soil, Cinders, or Dirt | >25% | PASS |
| Total Sample Area Covered by Mold | >25% | PASS |
| Total Sample Area Covered by an Imbedded Foreign Material | >25% | PASS |
| Insect Fragment Count | > 1 per 3 grams | PASS |
| Hair Count | > 1 per 3 grams | PASS |
| Mammalian Excreta Count | > 1 per 3 grams | PASS |

WATER ACTIVITY TEST RESULTS - 01/21/2023 ✔ PASS

Method: QSP 1227 - Analysis of Water Activity in Cannabis and Cannabis Products

| COMPOUND | LOD/LOQ (Aw) | ACTION LIMIT (Aw) | MEASUREMENT UNCERTAINTY (Aw) | RESULT (Aw) | RESULT |
|----------------|---------------|-------------------|------------------------------|-------------|--------|
| Water Activity | 0.030 / 0.030 | 0.65 | ±0.0260 | 0.534 | PASS |