

**SAMPLE NAME: Berry Nova (1:1 CBD)**

Concentrate, Product Inhalable

**CULTIVATOR / MANUFACTURER**

**Business Name:** Central Coast Ag Products, LLC

**License Number:** CDPH-10003156

**Address:** 1201 West Chestnut Ave. Lompoc CA 93436

**DISTRIBUTOR**

**Business Name:** CENTRAL COAST AG DISTRIBUTION, LLC

**License Number:** C11-0001495-LIC

**Address:** 424 COMMERCE CT LOMPOC CA 93436



**SAMPLE DETAIL**

**Batch Number:** 220001448

**Sample ID:** 221104M039

**Source Metrc UID:**  
1A4060300002EE1000043046

**Date Collected:** 11/04/2022

**Date Received:** 11/05/2022

**Batch Size:** 1590.0 units

**Sample Size:** 20.0 units

**Unit Mass:** 1 grams per Unit

**Serving Size:**



Scan QR code to verify authenticity of results.

**Sampling Method:** QSP 1265 - Sampling of Cannabis and Product Batches

**CANNABINOID ANALYSIS - SUMMARY** ✔ PASS

**Sum of Cannabinoids: 87.38%**

**Total Cannabinoids: 87.4%**

**Total THC: 41.712%**

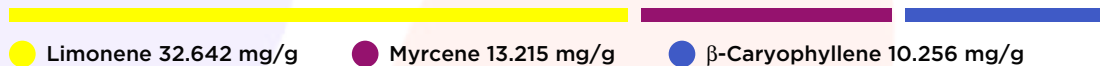
**Total CBD: 41.909%**

Sum of Cannabinoids =  $\Delta^9$ -THC + THCa + CBD + CBDa + CBG + CBGa + THCv + THCVa + CBC + CBCa + CBDV + CBDVa +  $\Delta^8$ -THC + CBL + CBN  
 Total Cannabinoids =  $(\Delta^9$ -THC+0.877\*THCa) + (CBD+0.877\*CBDa) + (CBG+0.877\*CBGa) + (THCV+0.877\*THCVa) + (CBC+0.877\*CBCa) + (CBDV+0.877\*CBDVa) +  $\Delta^8$ -THC + CBL + CBN  
 Total THC/CBD is calculated using the following formulas to take into account the loss of a carboxyl group during the decarboxylation step:  
 Total THC =  $\Delta^9$ -THC + (THCa (0.877))  
 Total CBD = CBD + (CBDa (0.877))

**TERPENOID ANALYSIS - SUMMARY**

39 TESTED, TOP 3 HIGHLIGHTED

**Total Terpenoids: 7.8259%**



**SAFETY ANALYSIS - SUMMARY**

**$\Delta^9$ -THC per Unit:** ✔ PASS

**Pesticides:** ✔ PASS

**Mycotoxins:** ✔ PASS

**Residual Solvents:** ✔ PASS

**Heavy Metals:** ✔ PASS

**Microbiology:** ✔ PASS

**Foreign Material:** ✔ PASS


These results relate only to the sample included on this report.

This report shall not be reproduced, except in full, without written approval of the laboratory.


**Sample Certification:** California Code of Regulations Title 4 Division 19. Department of Cannabis Control Business and Professions Code. Reference: Sections 26100, 26104 and 26110, Business and Professions Code.

**Decision Rule:** Statements of conformity (e.g. Pass/Fail) to specifications are made in this report without taking measurement uncertainty into account. Where statements of conformity are made in this report, the following decision rules are applied: PASS - Results within limits/specifications, FAIL - Results exceed limits/specifications.

**References:** limit of detection (LOD), limit of quantification (LOQ), not detected (ND), not tested (NT)



All LQC samples were performed and met the prescribed acceptance criteria in 4 CCR section 1730, as attested by:  
 Maria Garcia  
 Job Title: Senior Laboratory Analyst  
 Date: 11/07/2022



Approved by: Josh Wurzer  
 Job Title: President  
 Date: 11/07/2022



BERRY NOVA (1:1 CBD) | DATE ISSUED 11/07/2022 | OVERALL BATCH RESULT: ✔ PASS

**CANNABINOID TEST RESULTS** - 11/06/2022 ✔ PASS

Tested by high-performance liquid chromatography with diode-array detection (HPLC-DAD). **Method:** QSP 1157 - Analysis of Cannabinoids by HPLC-DAD

**TOTAL CANNABINOIDS: 87.4%**

Total Cannabinoids (Total THC) + (Total CBD) + (Total CBG) + (Total THCV) + (Total CBC) + (Total CBDV) + Δ<sup>8</sup>-THC + CBL + CBN

**TOTAL THC: 41.712%**

Total THC (Δ<sup>9</sup>-THC+0.877\*THCa)

**TOTAL CBD: 41.909%**

Total CBD (CBD+0.877\*CBDa)

**TOTAL CBG: 2.462%**

Total CBG (CBG+0.877\*CBGa)

**TOTAL THCV: 0.4%**

Total THCV (THCV+0.877\*THCVa)

**TOTAL CBC: 0.69%**

Total CBC (CBC+0.877\*CBCa)

**TOTAL CBDV: 0.109%**

Total CBDV (CBDV+0.877\*CBDVa)

| COMPOUND                   | LOD/LOQ (mg/g) | MEASUREMENT UNCERTAINTY (mg/g) | RESULT (mg/g)     | RESULT (%)    |
|----------------------------|----------------|--------------------------------|-------------------|---------------|
| CBD                        | 0.07 / 0.29    | ±15.087                        | 419.09            | 41.909        |
| Δ <sup>9</sup> -THC        | 0.06 / 0.26    | ±11.179                        | 417.12            | 41.712        |
| CBG                        | 0.06 / 0.19    | ±0.756                         | 24.62             | 2.462         |
| CBC                        | 0.2 / 0.5      | ±0.16                          | 6.9               | 0.69          |
| THCV                       | 0.1 / 0.2      | ±0.16                          | 4.0               | 0.40          |
| CBDV                       | 0.04 / 0.15    | ±0.037                         | 1.09              | 0.109         |
| CBN                        | 0.1 / 0.3      | ±0.05                          | 1.0               | 0.10          |
| Δ <sup>8</sup> -THC        | 0.1 / 0.4      | N/A                            | ND                | ND            |
| THCa                       | 0.05 / 0.14    | N/A                            | ND                | ND            |
| THCVa                      | 0.07 / 0.20    | N/A                            | ND                | ND            |
| CBDa                       | 0.02 / 0.19    | N/A                            | ND                | ND            |
| CBDVa                      | 0.03 / 0.53    | N/A                            | ND                | ND            |
| CBGa                       | 0.1 / 0.2      | N/A                            | ND                | ND            |
| CBL                        | 0.06 / 0.24    | N/A                            | ND                | ND            |
| CBCa                       | 0.07 / 0.28    | N/A                            | ND                | ND            |
| <b>SUM OF CANNABINOIDS</b> |                |                                | <b>873.8 mg/g</b> | <b>87.38%</b> |

**UNIT MASS: 1 grams per Unit**

|                              |                        |                |      |
|------------------------------|------------------------|----------------|------|
| Δ <sup>9</sup> -THC per Unit | 1100 per-package limit | 417.12 mg/unit | PASS |
| Total THC per Unit           |                        | 417.12 mg/unit |      |
| CBD per Unit                 |                        | 419.09 mg/unit |      |
| Total CBD per Unit           |                        | 419.09 mg/unit |      |
| Sum of Cannabinoids per Unit |                        | 873.8 mg/unit  |      |
| Total Cannabinoids per Unit  |                        | 873.8 mg/unit  |      |

**TERPENOID TEST RESULTS** - 11/06/2022

Terpene analysis utilizing gas chromatography-flame ionization detection (GC-FID). **Method:** QSP 1192 - Analysis of Terpenoids by GC-FID

| COMPOUND                | LOD/LOQ (mg/g) | MEASUREMENT UNCERTAINTY (mg/g) | RESULT (mg/g)      | RESULT (%)     |
|-------------------------|----------------|--------------------------------|--------------------|----------------|
| Limonene                | 0.005 / 0.016  | ±0.3623                        | 32.642             | 3.2642         |
| Myrcene                 | 0.008 / 0.025  | ±0.1322                        | 13.215             | 1.3215         |
| β-Caryophyllene         | 0.004 / 0.012  | ±0.2841                        | 10.256             | 1.0256         |
| β-Pinene                | 0.004 / 0.014  | ±0.0432                        | 4.859              | 0.4859         |
| α-Pinene                | 0.005 / 0.017  | ±0.0302                        | 4.512              | 0.4512         |
| β-Ocimene               | 0.006 / 0.020  | ±0.0967                        | 3.867              | 0.3867         |
| α-Humulene              | 0.009 / 0.029  | ±0.0536                        | 2.145              | 0.2145         |
| Linalool                | 0.009 / 0.032  | ±0.0436                        | 1.473              | 0.1473         |
| Terpinolene             | 0.008 / 0.026  | ±0.0206                        | 1.293              | 0.1293         |
| Fenchol                 | 0.010 / 0.034  | ±0.0386                        | 1.281              | 0.1281         |
| Terpineol               | 0.009 / 0.031  | ±0.0366                        | 0.765              | 0.0765         |
| Camphene                | 0.005 / 0.015  | ±0.0049                        | 0.539              | 0.0539         |
| Fenchone                | 0.009 / 0.028  | ±0.0066                        | 0.294              | 0.0294         |
| Borneol                 | 0.005 / 0.016  | ±0.0071                        | 0.217              | 0.0217         |
| Valencene               | 0.009 / 0.030  | ±0.0086                        | 0.160              | 0.0160         |
| trans-β-Farnesene       | 0.008 / 0.025  | ±0.0039                        | 0.142              | 0.0142         |
| Citronellol             | 0.003 / 0.010  | ±0.0052                        | 0.137              | 0.0137         |
| α-Bisabolol             | 0.008 / 0.026  | ±0.0042                        | 0.100              | 0.0100         |
| Caryophyllene Oxide     | 0.010 / 0.033  | ±0.0026                        | 0.072              | 0.0072         |
| Guaiol                  | 0.009 / 0.030  | ±0.0020                        | 0.055              | 0.0055         |
| γ-Terpinene             | 0.006 / 0.018  | ±0.0007                        | 0.050              | 0.0050         |
| α-Phellandrene          | 0.006 / 0.020  | ±0.0005                        | 0.048              | 0.0048         |
| α-Terpinene             | 0.005 / 0.017  | ±0.0005                        | 0.040              | 0.0040         |
| Δ <sup>3</sup> -Carene  | 0.005 / 0.018  | ±0.0004                        | 0.039              | 0.0039         |
| Nerolidol               | 0.006 / 0.019  | ±0.0017                        | 0.034              | 0.0034         |
| Sabinene Hydrate        | 0.006 / 0.022  | ±0.0007                        | 0.024              | 0.0024         |
| Eucalyptol              | 0.006 / 0.018  | N/A                            | <LOQ               | <LOQ           |
| Nerol                   | 0.003 / 0.011  | N/A                            | <LOQ               | <LOQ           |
| Geraniol                | 0.002 / 0.007  | N/A                            | <LOQ               | <LOQ           |
| Sabinene                | 0.004 / 0.014  | N/A                            | ND                 | ND             |
| p-Cymene                | 0.005 / 0.016  | N/A                            | ND                 | ND             |
| Isopulegol              | 0.005 / 0.016  | N/A                            | ND                 | ND             |
| Camphor                 | 0.006 / 0.019  | N/A                            | ND                 | ND             |
| Isoborneol              | 0.004 / 0.012  | N/A                            | ND                 | ND             |
| Menthol                 | 0.008 / 0.025  | N/A                            | ND                 | ND             |
| Pulegone                | 0.003 / 0.011  | N/A                            | ND                 | ND             |
| Geranyl Acetate         | 0.004 / 0.014  | N/A                            | ND                 | ND             |
| α-Cedrene               | 0.005 / 0.016  | N/A                            | ND                 | ND             |
| Cedrol                  | 0.008 / 0.027  | N/A                            | ND                 | ND             |
| <b>TOTAL TERPENOIDS</b> |                |                                | <b>78.259 mg/g</b> | <b>7.8259%</b> |



**CATEGORY 1 PESTICIDE TEST RESULTS** - 11/06/2022 ✔ PASS

Pesticide and plant growth regulator analysis utilizing high-performance liquid chromatography-mass spectrometry (HPLC-MS) or gas chromatography-mass spectrometry (GC-MS). \*GC-MS utilized where indicated. **Method:** QSP 1212 - Analysis of Pesticides and Mycotoxins by LC-MS or QSP 1213 - Analysis of Pesticides by GC-MS

| COMPOUND          | LOD/LOQ (µg/g) | ACTION LIMIT (µg/g) | MEASUREMENT UNCERTAINTY (µg/g) | RESULT (µg/g) | RESULT |
|-------------------|----------------|---------------------|--------------------------------|---------------|--------|
| Aldicarb          | 0.03 / 0.08    | ≥ LOD               | N/A                            | ND            | PASS   |
| Carbofuran        | 0.02 / 0.05    | ≥ LOD               | N/A                            | ND            | PASS   |
| Chlordane*        | 0.03 / 0.08    | ≥ LOD               | N/A                            | ND            | PASS   |
| Chlorfenapyr*     | 0.03 / 0.10    | ≥ LOD               | N/A                            | ND            | PASS   |
| Chlorpyrifos      | 0.02 / 0.06    | ≥ LOD               | N/A                            | ND            | PASS   |
| Coumaphos         | 0.02 / 0.07    | ≥ LOD               | N/A                            | ND            | PASS   |
| Daminozide        | 0.02 / 0.07    | ≥ LOD               | N/A                            | ND            | PASS   |
| Dichlorvos (DDVP) | 0.03 / 0.09    | ≥ LOD               | N/A                            | ND            | PASS   |
| Dimethoate        | 0.03 / 0.08    | ≥ LOD               | N/A                            | ND            | PASS   |
| Ethoprophos       | 0.03 / 0.10    | ≥ LOD               | N/A                            | ND            | PASS   |
| Etofenprox        | 0.02 / 0.06    | ≥ LOD               | N/A                            | ND            | PASS   |
| Fenoxycarb        | 0.03 / 0.08    | ≥ LOD               | N/A                            | ND            | PASS   |
| Fipronil          | 0.03 / 0.08    | ≥ LOD               | N/A                            | ND            | PASS   |
| Imazalil          | 0.02 / 0.06    | ≥ LOD               | N/A                            | ND            | PASS   |
| Methiocarb        | 0.02 / 0.07    | ≥ LOD               | N/A                            | ND            | PASS   |
| Parathion-methyl  | 0.03 / 0.10    | ≥ LOD               | N/A                            | ND            | PASS   |
| Mevinphos         | 0.03 / 0.09    | ≥ LOD               | N/A                            | ND            | PASS   |
| Pacllobutrazol    | 0.02 / 0.05    | ≥ LOD               | N/A                            | ND            | PASS   |
| Propoxur          | 0.03 / 0.09    | ≥ LOD               | N/A                            | ND            | PASS   |
| Spiroxamine       | 0.03 / 0.08    | ≥ LOD               | N/A                            | ND            | PASS   |
| Thiacloprid       | 0.03 / 0.10    | ≥ LOD               | N/A                            | ND            | PASS   |

**CATEGORY 2 PESTICIDE TEST RESULTS** - 11/06/2022 *continued*

| COMPOUND                 | LOD/LOQ (µg/g) | ACTION LIMIT (µg/g) | MEASUREMENT UNCERTAINTY (µg/g) | RESULT (µg/g) | RESULT |
|--------------------------|----------------|---------------------|--------------------------------|---------------|--------|
| Cyfluthrin               | 0.12 / 0.38    | 2                   | N/A                            | ND            | PASS   |
| Cypermethrin             | 0.11 / 0.32    | 1                   | N/A                            | ND            | PASS   |
| Diazinon                 | 0.02 / 0.05    | 0.1                 | N/A                            | ND            | PASS   |
| Dimethomorph             | 0.03 / 0.09    | 2                   | N/A                            | ND            | PASS   |
| Etoazole                 | 0.02 / 0.06    | 0.1                 | N/A                            | ND            | PASS   |
| Fenhexamid               | 0.03 / 0.09    | 0.1                 | N/A                            | ND            | PASS   |
| Fenpyroximate            | 0.02 / 0.06    | 0.1                 | N/A                            | ND            | PASS   |
| Flonicamid               | 0.03 / 0.10    | 0.1                 | N/A                            | ND            | PASS   |
| Fludioxonil              | 0.03 / 0.10    | 0.1                 | N/A                            | ND            | PASS   |
| Hexythiazox              | 0.02 / 0.07    | 0.1                 | N/A                            | ND            | PASS   |
| Imidacloprid             | 0.04 / 0.11    | 5                   | N/A                            | ND            | PASS   |
| Kresoxim-methyl          | 0.02 / 0.07    | 0.1                 | N/A                            | ND            | PASS   |
| Malathion                | 0.03 / 0.09    | 0.5                 | N/A                            | ND            | PASS   |
| Metalaxyl                | 0.02 / 0.07    | 2                   | N/A                            | ND            | PASS   |
| Methomyl                 | 0.03 / 0.10    | 1                   | N/A                            | ND            | PASS   |
| Myclobutanil             | 0.03 / 0.09    | 0.1                 | N/A                            | ND            | PASS   |
| Naled                    | 0.02 / 0.07    | 0.1                 | N/A                            | ND            | PASS   |
| Oxamyl                   | 0.04 / 0.11    | 0.5                 | N/A                            | ND            | PASS   |
| Pentachloronitrobenzene* | 0.03 / 0.09    | 0.1                 | N/A                            | ND            | PASS   |
| Permethrin               | 0.04 / 0.12    | 0.5                 | N/A                            | ND            | PASS   |
| Phosmet                  | 0.03 / 0.10    | 0.1                 | N/A                            | ND            | PASS   |
| Piperonyl Butoxide       | 0.02 / 0.07    | 3                   | N/A                            | ND            | PASS   |
| Prallethrin              | 0.03 / 0.08    | 0.1                 | N/A                            | ND            | PASS   |
| Propiconazole            | 0.02 / 0.07    | 0.1                 | N/A                            | ND            | PASS   |
| Pyrethrins               | 0.04 / 0.12    | 0.5                 | N/A                            | ND            | PASS   |
| Pyridaben                | 0.02 / 0.07    | 0.1                 | N/A                            | ND            | PASS   |
| Spinetoram               | 0.02 / 0.07    | 0.1                 | N/A                            | ND            | PASS   |
| Spinosad                 | 0.02 / 0.07    | 0.1                 | N/A                            | ND            | PASS   |
| Spiromesifen             | 0.02 / 0.05    | 0.1                 | N/A                            | ND            | PASS   |
| Spirotetramat            | 0.02 / 0.06    | 0.1                 | N/A                            | ND            | PASS   |
| Tebuconazole             | 0.02 / 0.07    | 0.1                 | N/A                            | ND            | PASS   |
| Thiamethoxam             | 0.03 / 0.10    | 5                   | N/A                            | ND            | PASS   |
| Trifloxystrobin          | 0.03 / 0.08    | 0.1                 | N/A                            | ND            | PASS   |

**CATEGORY 2 PESTICIDE TEST RESULTS** - 11/06/2022 ✔ PASS

| COMPOUND            | LOD/LOQ (µg/g) | ACTION LIMIT (µg/g) | MEASUREMENT UNCERTAINTY (µg/g) | RESULT (µg/g) | RESULT |
|---------------------|----------------|---------------------|--------------------------------|---------------|--------|
| Abamectin           | 0.03 / 0.10    | 0.1                 | N/A                            | ND            | PASS   |
| Acephate            | 0.02 / 0.07    | 0.1                 | N/A                            | ND            | PASS   |
| Acequinocyl         | 0.02 / 0.07    | 0.1                 | N/A                            | ND            | PASS   |
| Acetamiprid         | 0.02 / 0.05    | 0.1                 | N/A                            | ND            | PASS   |
| Azoxystrobin        | 0.02 / 0.07    | 0.1                 | N/A                            | ND            | PASS   |
| Bifenazate          | 0.01 / 0.04    | 0.1                 | N/A                            | ND            | PASS   |
| Bifenthrin          | 0.02 / 0.05    | 3                   | N/A                            | ND            | PASS   |
| Boscalid            | 0.03 / 0.09    | 0.1                 | N/A                            | ND            | PASS   |
| Captan              | 0.19 / 0.57    | 0.7                 | N/A                            | ND            | PASS   |
| Carbaryl            | 0.02 / 0.06    | 0.5                 | N/A                            | ND            | PASS   |
| Chlorantraniliprole | 0.04 / 0.12    | 10                  | N/A                            | ND            | PASS   |
| Clofentezine        | 0.03 / 0.09    | 0.1                 | N/A                            | ND            | PASS   |



**MYCOTOXIN TEST RESULTS** - 11/06/2022 ✔ PASS

Mycotoxin analysis utilizing high-performance liquid chromatography-mass spectrometry (HPLC-MS). **Method:** QSP 1212 - Analysis of Pesticides and Mycotoxins by LC-MS

| COMPOUND        | LOD/LOQ (µg/kg) | ACTION LIMIT (µg/kg) | MEASUREMENT UNCERTAINTY (µg/kg) | RESULT (µg/kg) | RESULT |
|-----------------|-----------------|----------------------|---------------------------------|----------------|--------|
| Aflatoxin B1    | 2.0 / 6.0       |                      | N/A                             | ND             |        |
| Aflatoxin B2    | 1.8 / 5.6       |                      | N/A                             | ND             |        |
| Aflatoxin G1    | 1.0 / 3.1       |                      | N/A                             | ND             |        |
| Aflatoxin G2    | 1.2 / 3.5       |                      | N/A                             | ND             |        |
| Total Aflatoxin |                 | 20                   |                                 | ND             | PASS   |
| Ochratoxin A    | 6.3 / 19.2      | 20                   | N/A                             | ND             | PASS   |

**HEAVY METALS TEST RESULTS** - 11/06/2022 ✔ PASS

Heavy metal analysis utilizing inductively coupled plasma-mass spectrometry (ICP-MS). **Method:** QSP 1160 - Analysis of Heavy Metals by ICP-MS

| COMPOUND | LOD/LOQ (µg/g) | ACTION LIMIT (µg/g) | MEASUREMENT UNCERTAINTY (µg/g) | RESULT (µg/g) | RESULT |
|----------|----------------|---------------------|--------------------------------|---------------|--------|
| Arsenic  | 0.02 / 0.1     | 0.2                 | N/A                            | ND            | PASS   |
| Cadmium  | 0.02 / 0.05    | 0.2                 | N/A                            | ND            | PASS   |
| Lead     | 0.04 / 0.1     | 0.5                 | N/A                            | ND            | PASS   |
| Mercury  | 0.002 / 0.01   | 0.1                 | N/A                            | ND            | PASS   |

**CATEGORY 1 RESIDUAL SOLVENTS TEST RESULTS** - 11/07/2022 ✔ PASS

Residual Solvent analysis utilizing gas chromatography-mass spectrometry (GC-MS). **Method:** QSP 1204 - Analysis of Residual Solvents by GC-MS

| COMPOUND                             | LOD/LOQ (µg/g) | ACTION LIMIT (µg/g) | MEASUREMENT UNCERTAINTY (µg/g) | RESULT (µg/g) | RESULT |
|--------------------------------------|----------------|---------------------|--------------------------------|---------------|--------|
| 1,2-Dichloroethane                   | 0.05 / 0.1     | 1                   | N/A                            | ND            | PASS   |
| Benzene                              | 0.03 / 0.09    | 1                   | N/A                            | ND            | PASS   |
| Chloroform                           | 0.1 / 0.2      | 1                   | N/A                            | ND            | PASS   |
| Ethylene Oxide                       | 0.3 / 0.8      | 1                   | N/A                            | <LOQ          | PASS   |
| Dichloromethane (Methylene Chloride) | 0.3 / 0.9      | 1                   | N/A                            | ND            | PASS   |
| Trichloroethylene                    | 0.1 / 0.3      | 1                   | N/A                            | ND            | PASS   |

**MICROBIOLOGY TEST RESULTS** - 11/06/2022 ✔ PASS

Analysis conducted by polymerase chain reaction (PCR) and fluorescence detection of microbiological contaminants. **Method:** QSP 1221 - Analysis of Microbiological Contaminants

| COMPOUND                                      | ACTION LIMIT       | RESULT | RESULT |
|---|--------------------|--------|--------|
| Shiga toxin-producing <i>Escherichia coli</i> | Not Detected in 1g | ND     | PASS   |
| <i>Salmonella</i> spp.                        | Not Detected in 1g | ND     | PASS   |
| <i>Aspergillus fumigatus</i>                  | Not Detected in 1g | ND     | PASS   |
| <i>Aspergillus flavus</i>                     | Not Detected in 1g | ND     | PASS   |
| <i>Aspergillus niger</i>                      | Not Detected in 1g | ND     | PASS   |
| <i>Aspergillus terreus</i>                    | Not Detected in 1g | ND     | PASS   |

**CATEGORY 2 RESIDUAL SOLVENTS TEST RESULTS** - 11/07/2022 ✔ PASS

| COMPOUND                       | LOD/LOQ (µg/g) | ACTION LIMIT (µg/g) | MEASUREMENT UNCERTAINTY (µg/g) | RESULT (µg/g) | RESULT |
|--------------------------------|----------------|---------------------|--------------------------------|---------------|--------|
| Acetone                        | 20 / 50        | 5000                | N/A                            | <LOQ          | PASS   |
| Acetonitrile                   | 2 / 7          | 410                 | N/A                            | ND            | PASS   |
| n-Butane                       | 10 / 50        | 5000                | N/A                            | ND            | PASS   |
| Ethanol                        | 20 / 50        | 5000                | N/A                            | <LOQ          | PASS   |
| Ethyl Acetate                  | 20 / 60        | 5000                | N/A                            | ND            | PASS   |
| Ethyl Ether                    | 20 / 50        | 5000                | N/A                            | ND            | PASS   |
| n-Heptane                      | 20 / 60        | 5000                | N/A                            | ND            | PASS   |
| n-Hexane                       | 2 / 5          | 290                 | N/A                            | ND            | PASS   |
| 2-Propanol (Isopropyl Alcohol) | 10 / 40        | 5000                | N/A                            | ND            | PASS   |
| Methanol                       | 50 / 200       | 3000                | N/A                            | ND            | PASS   |
| n-Pentane                      | 20 / 50        | 5000                | N/A                            | ND            | PASS   |
| Propane                        | 10 / 20        | 5000                | N/A                            | ND            | PASS   |
| Toluene                        | 7 / 21         | 890                 | N/A                            | ND            | PASS   |
| Total Xylenes                  | 50 / 160       | 2170                | N/A                            | ND            | PASS   |

**FOREIGN MATERIAL TEST RESULTS** - 11/06/2022 ✔ PASS

Visual analysis includes, but is not limited to, sand, soil, cinders, dirt, mold, hair, insect fragments, and mammalian excreta. **Method:** QSP 1226 - Analysis of Foreign Material in Cannabis and Cannabis Products

| COMPOUND  | ACTION LIMIT    | RESULT |
|---|-----------------|--------|
| Total Sample Area Covered by Sand, Soil, Cinders, or Dirt | >25%            | PASS   |
| Total Sample Area Covered by Mold                         | >25%            | PASS   |
| Total Sample Area Covered by an Imbedded Foreign Material | >25%            | PASS   |
| Insect Fragment Count                                     | > 1 per 3 grams | PASS   |
| Hair Count  | > 1 per 3 grams | PASS   |
| Mammalian Excreta Count                                   | > 1 per 3 grams | PASS   |