

SAMPLE NAME: Dream Walker (0.33g)

Concentrate, Product Inhalable

CULTIVATOR / MANUFACTURER

Business Name: Central Coast Ag Products, LLC

License Number: CDPH-10003156

Address: 1201 West Chestnut Ave. Lompoc CA 93436

DISTRIBUTOR

Business Name: CENTRAL COAST AG DISTRIBUTION, LLC

License Number: C11-0000496-LIC

Address: 1201 Chestnut St W Lompoc CA 93436



SAMPLE DETAIL

Batch Number: 220001240

Sample ID: 221007L058

Source Metrc UID:
1A4060300002EE1000040385

Date Collected: 10/07/2022

Date Received: 10/08/2022

Batch Size: 1282.0 units

Sample Size: 55.0 units

Unit Mass: 0.33 grams per Unit

Serving Size:



Scan QR code to verify authenticity of results.

Sampling Method: QSP 1265 - Sampling of Cannabis and Product Batches

CANNABINOID ANALYSIS - SUMMARY ✔ PASS

Sum of Cannabinoids: 92.82%

Total Cannabinoids: 92.82%

Total THC: 90.204%

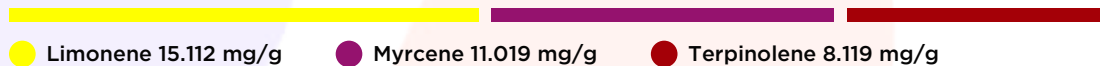
Total CBD: 0.11%

Sum of Cannabinoids = Δ⁹-THC + THCa + CBD + CBDa + CBG + CBGa + THCv + THCVa + CBC + CBCa + CBDV + CBDVa + Δ⁸-THC + CBL + CBN
 Total Cannabinoids = (Δ⁹-THC+0.877*THCa) + (CBD+0.877*CBDa) + (CBG+0.877*CBGa) + (THCV+0.877*THCVa) + (CBC+0.877*CBCa) + (CBDV+0.877*CBDVa) + Δ⁸-THC + CBL + CBN
 Total THC/CBD is calculated using the following formulas to take into account the loss of a carboxyl group during the decarboxylation step:
 Total THC = Δ⁹-THC + (THCa (0.877))
 Total CBD = CBD + (CBDa (0.877))

TERPENOID ANALYSIS - SUMMARY

39 TESTED, TOP 3 HIGHLIGHTED

Total Terpenoids: 5.6062%



SAFETY ANALYSIS - SUMMARY

Δ⁹-THC per Unit: ✔ PASS

Pesticides: ✔ PASS

Mycotoxins: ✔ PASS

Residual Solvents: ✔ PASS

Heavy Metals: ✔ PASS

Microbiology: ✔ PASS

Foreign Material: ✔ PASS


These results relate only to the sample included on this report.

This report shall not be reproduced, except in full, without written approval of the laboratory.


Sample Certification: California Code of Regulations Title 4 Division 19. Department of Cannabis Control Business and Professions Code. Reference: Sections 26100, 26104 and 26110, Business and Professions Code.

Decision Rule: Statements of conformity (e.g. Pass/Fail) to specifications are made in this report without taking measurement uncertainty into account. Where statements of conformity are made in this report, the following decision rules are applied: PASS - Results within limits/specifications, FAIL - Results exceed limits/specifications.

References: limit of detection (LOD), limit of quantification (LOQ), not detected (ND), not tested (NT)



All LQC samples were performed and met the prescribed acceptance criteria in 4 CCR section 1730, as attested by:
 Maria Garcia
 Date: 10/09/2022



Approved by: Josh Wurzer, President
 Date: 10/09/2022



DREAM WALKER (0.33G) | DATE ISSUED 10/09/2022 | OVERALL BATCH RESULT: ✔ PASS

CANNABINOID TEST RESULTS - 10/09/2022 ✔ PASS

Tested by high-performance liquid chromatography with diode-array detection (HPLC-DAD). **Method:** QSP 1157 - Analysis of Cannabinoids by HPLC-DAD

TOTAL CANNABINOIDS: 92.82%

Total Cannabinoids (Total THC) + (Total CBD) + (Total CBG) + (Total THCV) + (Total CBC) + (Total CBDV) + Δ⁸-THC + CBL + CBN

TOTAL THC: 90.204%

Total THC (Δ⁸-THC+0.877*THCa)

TOTAL CBD: 0.11%

Total CBD (CBD+0.877*CBDA)

TOTAL CBG: 2.056%

Total CBG (CBG+0.877*CBGa)

TOTAL THCV: 0.35%

Total THCV (THCV+0.877*THCVa)

TOTAL CBC: ND

Total CBC (CBC+0.877*CBCa)

TOTAL CBDV: ND

Total CBDV (CBDV+0.877*CBDVa)

COMPOUND	LOD/LOQ (mg/g)	MEASUREMENT UNCERTAINTY (mg/g)	RESULT (mg/g)	RESULT (%)
Δ ⁹ -THC	0.06 / 0.26	±24.175	902.04	90.204
CBG	0.06 / 0.19	±0.631	20.56	2.056
THCV	0.1 / 0.2	±0.14	3.5	0.35
CBD	0.07 / 0.29	±0.040	1.10	0.110
CBN	0.1 / 0.3	±0.05	1.0	0.10
Δ ⁸ -THC	0.1 / 0.4	N/A	ND	ND
THCa	0.05 / 0.14	N/A	ND	ND
THCVa	0.07 / 0.20	N/A	ND	ND
CBDA	0.02 / 0.19	N/A	ND	ND
CBDV	0.04 / 0.15	N/A	ND	ND
CBDVa	0.03 / 0.53	N/A	ND	ND
CBGa	0.1 / 0.2	N/A	ND	ND
CBL	0.06 / 0.24	N/A	ND	ND
CBC	0.2 / 0.5	N/A	ND	ND
CBCa	0.07 / 0.28	N/A	ND	ND
SUM OF CANNABINOIDS			928.2 mg/g	92.82%

UNIT MASS: 0.33 grams per Unit

Δ ⁹ -THC per Unit	1100 per-package limit	297.67 mg/unit	PASS
Total THC per Unit		297.67 mg/unit	
CBD per Unit		0.36 mg/unit	
Total CBD per Unit		0.36 mg/unit	
Sum of Cannabinoids per Unit		306.3 mg/unit	
Total Cannabinoids per Unit		306.3 mg/unit	

TERPENOID TEST RESULTS - 10/09/2022

Terpene analysis utilizing gas chromatography-flame ionization detection (GC-FID). **Method:** QSP 1192 - Analysis of Terpenoids by GC-FID

COMPOUND	LOD/LOQ (mg/g)	MEASUREMENT UNCERTAINTY (mg/g)	RESULT (mg/g)	RESULT (%)
Limonene	0.005 / 0.016	±0.1677	15.112	1.5112
Myrcene	0.008 / 0.025	±0.1102	11.019	1.1019
Terpinolene	0.008 / 0.026	±0.1291	8.119	0.8119
β-Caryophyllene	0.004 / 0.012	±0.1453	5.246	0.5246
α-Pinene	0.005 / 0.017	±0.0289	4.316	0.4316
β-Pinene	0.004 / 0.014	±0.0337	3.791	0.3791
β-Ocimene	0.006 / 0.020	±0.0594	2.375	0.2375
α-Humulene	0.009 / 0.029	±0.0420	1.680	0.1680
Linalool	0.009 / 0.032	±0.0324	1.094	0.1094
Fenchol	0.010 / 0.034	±0.0221	0.733	0.0733
trans-β-Farnesene	0.008 / 0.025	±0.0182	0.661	0.0661
Terpineol	0.009 / 0.031	±0.0196	0.411	0.0411
Camphene	0.005 / 0.015	±0.0023	0.257	0.0257
α-Phellandrene	0.006 / 0.020	±0.0025	0.235	0.0235
α-Bisabolol	0.008 / 0.026	±0.0098	0.235	0.0235
Δ ³ -Carene	0.005 / 0.018	±0.0019	0.175	0.0175
α-Terpinene	0.005 / 0.017	±0.0018	0.156	0.0156
Borneol	0.005 / 0.016	±0.0037	0.113	0.0113
Nerolidol	0.006 / 0.019	±0.0050	0.103	0.0103
γ-Terpinene	0.006 / 0.018	±0.0011	0.079	0.0079
Fenchone	0.009 / 0.028	±0.0012	0.053	0.0053
Eucalyptol	0.006 / 0.018	±0.0008	0.039	0.0039
Sabinene Hydrate	0.006 / 0.022	±0.0010	0.032	0.0032
Sabinene	0.004 / 0.014	±0.0003	0.028	0.0028
Citronellol	0.003 / 0.010	N/A	<LOQ	<LOQ
Caryophyllene Oxide	0.010 / 0.033	N/A	<LOQ	<LOQ
p-Cymene	0.005 / 0.016	N/A	ND	ND
Isopulegol	0.005 / 0.016	N/A	ND	ND
Camphor	0.006 / 0.019	N/A	ND	ND
Isoborneol	0.004 / 0.012	N/A	ND	ND
Menthol	0.008 / 0.025	N/A	ND	ND
Nerol	0.003 / 0.011	N/A	ND	ND
Pulegone	0.003 / 0.011	N/A	ND	ND
Geraniol	0.002 / 0.007	N/A	ND	ND
Geranyl Acetate	0.004 / 0.014	N/A	ND	ND
α-Cedrene	0.005 / 0.016	N/A	ND	ND
Valencene	0.009 / 0.030	N/A	ND	ND
Guaiol	0.009 / 0.030	N/A	ND	ND
Cedrol	0.008 / 0.027	N/A	ND	ND
TOTAL TERPENOIDS			56.062 mg/g	5.6062%



CATEGORY 1 PESTICIDE TEST RESULTS - 10/09/2022 ✔ PASS

Pesticide and plant growth regulator analysis utilizing high-performance liquid chromatography-mass spectrometry (HPLC-MS) or gas chromatography-mass spectrometry (GC-MS). *GC-MS utilized where indicated. **Method:** QSP 1212 - Analysis of Pesticides and Mycotoxins by LC-MS or QSP 1213 - Analysis of Pesticides by GC-MS

COMPOUND	LOD/LOQ (µg/g)	ACTION LIMIT (µg/g)	MEASUREMENT UNCERTAINTY (µg/g)	RESULT (µg/g)	RESULT
Aldicarb	0.03 / 0.08	≥ LOD	N/A	ND	PASS
Carbofuran	0.02 / 0.05	≥ LOD	N/A	ND	PASS
Chlordane*	0.03 / 0.08	≥ LOD	N/A	ND	PASS
Chlorfenapyr*	0.03 / 0.10	≥ LOD	N/A	ND	PASS
Chlorpyrifos	0.02 / 0.06	≥ LOD	N/A	ND	PASS
Coumaphos	0.02 / 0.07	≥ LOD	N/A	ND	PASS
Daminozide	0.02 / 0.07	≥ LOD	N/A	ND	PASS
Dichlorvos (DDVP)	0.03 / 0.09	≥ LOD	N/A	ND	PASS
Dimethoate	0.03 / 0.08	≥ LOD	N/A	ND	PASS
Ethoprophos	0.03 / 0.10	≥ LOD	N/A	ND	PASS
Etofenprox	0.02 / 0.06	≥ LOD	N/A	ND	PASS
Fenoxycarb	0.03 / 0.08	≥ LOD	N/A	ND	PASS
Fipronil	0.03 / 0.08	≥ LOD	N/A	ND	PASS
Imazalil	0.02 / 0.06	≥ LOD	N/A	ND	PASS
Methiocarb	0.02 / 0.07	≥ LOD	N/A	ND	PASS
Parathion-methyl	0.03 / 0.10	≥ LOD	N/A	ND	PASS
Mevinphos	0.03 / 0.09	≥ LOD	N/A	ND	PASS
Paclobotrazol	0.02 / 0.05	≥ LOD	N/A	ND	PASS
Propoxur	0.03 / 0.09	≥ LOD	N/A	ND	PASS
Spiroxamine	0.03 / 0.08	≥ LOD	N/A	ND	PASS
Thiacloprid	0.03 / 0.10	≥ LOD	N/A	ND	PASS

CATEGORY 2 PESTICIDE TEST RESULTS - 10/09/2022 *continued*

COMPOUND	LOD/LOQ (µg/g)	ACTION LIMIT (µg/g)	MEASUREMENT UNCERTAINTY (µg/g)	RESULT (µg/g)	RESULT
Cyfluthrin	0.12 / 0.38	2	N/A	ND	PASS
Cypermethrin	0.11 / 0.32	1	N/A	ND	PASS
Diazinon	0.02 / 0.05	0.1	N/A	ND	PASS
Dimethomorph	0.03 / 0.09	2	N/A	ND	PASS
Etoazole	0.02 / 0.06	0.1	N/A	ND	PASS
Fenhexamid	0.03 / 0.09	0.1	N/A	ND	PASS
Fenpyroximate	0.02 / 0.06	0.1	N/A	ND	PASS
Flonicamid	0.03 / 0.10	0.1	N/A	ND	PASS
Fludioxonil	0.03 / 0.10	0.1	N/A	ND	PASS
Hexythiazox	0.02 / 0.07	0.1	N/A	ND	PASS
Imidacloprid	0.04 / 0.11	5	N/A	ND	PASS
Kresoxim-methyl	0.02 / 0.07	0.1	N/A	ND	PASS
Malathion	0.03 / 0.09	0.5	N/A	ND	PASS
Metalaxyl	0.02 / 0.07	2	N/A	ND	PASS
Methomyl	0.03 / 0.10	1	N/A	ND	PASS
Myclobutanil	0.03 / 0.09	0.1	N/A	ND	PASS
Naled	0.02 / 0.07	0.1	N/A	ND	PASS
Oxamyl	0.04 / 0.11	0.5	N/A	ND	PASS
Pentachloronitrobenzene*	0.03 / 0.09	0.1	N/A	ND	PASS
Permethrin	0.04 / 0.12	0.5	N/A	ND	PASS
Phosmet	0.03 / 0.10	0.1	N/A	ND	PASS
Piperonyl Butoxide	0.02 / 0.07	3	N/A	ND	PASS
Prallethrin	0.03 / 0.08	0.1	N/A	ND	PASS
Propiconazole	0.02 / 0.07	0.1	N/A	ND	PASS
Pyrethrins	0.04 / 0.12	0.5	N/A	ND	PASS
Pyridaben	0.02 / 0.07	0.1	N/A	ND	PASS
Spinetoram	0.02 / 0.07	0.1	N/A	ND	PASS
Spinosad	0.02 / 0.07	0.1	N/A	ND	PASS
Spiromesifen	0.02 / 0.05	0.1	N/A	ND	PASS
Spirotetramat	0.02 / 0.06	0.1	N/A	ND	PASS
Tebuconazole	0.02 / 0.07	0.1	N/A	ND	PASS
Thiamethoxam	0.03 / 0.10	5	N/A	ND	PASS
Trifloxystrobin	0.03 / 0.08	0.1	N/A	ND	PASS

CATEGORY 2 PESTICIDE TEST RESULTS - 10/09/2022 ✔ PASS

COMPOUND	LOD/LOQ (µg/g)	ACTION LIMIT (µg/g)	MEASUREMENT UNCERTAINTY (µg/g)	RESULT (µg/g)	RESULT
Abamectin	0.03 / 0.10	0.1	N/A	ND	PASS
Acephate	0.02 / 0.07	0.1	N/A	ND	PASS
Acequinocyl	0.02 / 0.07	0.1	N/A	ND	PASS
Acetamiprid	0.02 / 0.05	0.1	N/A	ND	PASS
Azoxystrobin	0.02 / 0.07	0.1	N/A	ND	PASS
Bifenazate	0.01 / 0.04	0.1	N/A	ND	PASS
Bifenthrin	0.02 / 0.05	3	N/A	ND	PASS
Boscalid	0.03 / 0.09	0.1	N/A	ND	PASS
Captan	0.19 / 0.57	0.7	N/A	ND	PASS
Carbaryl	0.02 / 0.06	0.5	N/A	ND	PASS
Chlorantraniliprole	0.04 / 0.12	10	N/A	ND	PASS
Clofentezine	0.03 / 0.09	0.1	N/A	ND	PASS



MYCOTOXIN TEST RESULTS - 10/09/2022 ✔ PASS

Mycotoxin analysis utilizing high-performance liquid chromatography-mass spectrometry (HPLC-MS). **Method:** QSP 1212 - Analysis of Pesticides and Mycotoxins by LC-MS

COMPOUND	LOD/LOQ (µg/kg)	ACTION LIMIT (µg/kg)	MEASUREMENT UNCERTAINTY (µg/kg)	RESULT (µg/kg)	RESULT
Aflatoxin B1	2.0 / 6.0		N/A	ND	
Aflatoxin B2	1.8 / 5.6		N/A	ND	
Aflatoxin G1	1.0 / 3.1		N/A	ND	
Aflatoxin G2	1.2 / 3.5		N/A	ND	
Total Aflatoxin		20		ND	PASS
Ochratoxin A	6.3 / 19.2	20	N/A	ND	PASS

HEAVY METALS TEST RESULTS - 10/09/2022 ✔ PASS

Heavy metal analysis utilizing inductively coupled plasma-mass spectrometry (ICP-MS). **Method:** QSP 1160 - Analysis of Heavy Metals by ICP-MS

COMPOUND	LOD/LOQ (µg/g)	ACTION LIMIT (µg/g)	MEASUREMENT UNCERTAINTY (µg/g)	RESULT (µg/g)	RESULT
Arsenic	0.02 / 0.1	0.2	N/A	ND	PASS
Cadmium	0.02 / 0.05	0.2	N/A	ND	PASS
Lead	0.04 / 0.1	0.5	N/A	ND	PASS
Mercury	0.002 / 0.01	0.1	N/A	ND	PASS

CATEGORY 1 RESIDUAL SOLVENTS TEST RESULTS - 10/09/2022 ✔ PASS

Residual Solvent analysis utilizing gas chromatography-mass spectrometry (GC-MS). **Method:** QSP 1204 - Analysis of Residual Solvents by GC-MS

COMPOUND	LOD/LOQ (µg/g)	ACTION LIMIT (µg/g)	MEASUREMENT UNCERTAINTY (µg/g)	RESULT (µg/g)	RESULT
1,2-Dichloroethane	0.05 / 0.1	1	N/A	ND	PASS
Benzene	0.03 / 0.09	1	N/A	ND	PASS
Chloroform	0.1 / 0.2	1	N/A	ND	PASS
Ethylene Oxide	0.3 / 0.8	1	N/A	ND	PASS
Dichloromethane (Methylene Chloride)	0.3 / 0.9	1	N/A	ND	PASS
Trichloroethylene	0.1 / 0.3	1	N/A	ND	PASS

MICROBIOLOGY TEST RESULTS - 10/09/2022 ✔ PASS

Analysis conducted by polymerase chain reaction (PCR) and fluorescence detection of microbiological contaminants. **Method:** QSP 1221 - Analysis of Microbiological Contaminants

COMPOUND	ACTION LIMIT	RESULT	RESULT
Shiga toxin-producing <i>Escherichia coli</i>	Not Detected in 1g	ND	PASS
<i>Salmonella</i> spp.	Not Detected in 1g	ND	PASS
<i>Aspergillus fumigatus</i>	Not Detected in 1g	ND	PASS
<i>Aspergillus flavus</i>	Not Detected in 1g	ND	PASS
<i>Aspergillus niger</i>	Not Detected in 1g	ND	PASS
<i>Aspergillus terreus</i>	Not Detected in 1g	ND	PASS

CATEGORY 2 RESIDUAL SOLVENTS TEST RESULTS - 10/09/2022 ✔ PASS

COMPOUND	LOD/LOQ (µg/g)	ACTION LIMIT (µg/g)	MEASUREMENT UNCERTAINTY (µg/g)	RESULT (µg/g)	RESULT
Acetone	20 / 50	5000	N/A	ND	PASS
Acetonitrile	2 / 7	410	N/A	ND	PASS
n-Butane	10 / 50	5000	N/A	ND	PASS
Ethanol	20 / 50	5000	±1.6	65	PASS
Ethyl Acetate	20 / 60	5000	N/A	ND	PASS
Ethyl Ether	20 / 50	5000	N/A	ND	PASS
n-Heptane	20 / 60	5000	N/A	ND	PASS
n-Hexane	2 / 5	290	N/A	ND	PASS
2-Propanol (Isopropyl Alcohol)	10 / 40	5000	N/A	ND	PASS
Methanol	50 / 200	3000	N/A	ND	PASS
n-Pentane	20 / 50	5000	N/A	ND	PASS
Propane	10 / 20	5000	N/A	ND	PASS
Toluene	7 / 21	890	N/A	ND	PASS
Total Xylenes	50 / 160	2170	N/A	ND	PASS

FOREIGN MATERIAL TEST RESULTS - 10/09/2022 ✔ PASS

Visual analysis includes, but is not limited to, sand, soil, cinders, dirt, mold, hair, insect fragments, and mammalian excreta. **Method:** QSP 1226 - Analysis of Foreign Material in Cannabis and Cannabis Products

COMPOUND	ACTION LIMIT	RESULT
Total Sample Area Covered by Sand, Soil, Cinders, or Dirt	>25%	PASS
Total Sample Area Covered by Mold	>25%	PASS
Total Sample Area Covered by an Imbedded Foreign Material	>25%	PASS
Insect Fragment Count	> 1 per 3 grams	PASS
Hair Count	> 1 per 3 grams	PASS
Mammalian Excreta Count	> 1 per 3 grams	PASS