

SAMPLE NAME: Paradise Guava (0.33g)

Concentrate, Product Inhalable

CULTIVATOR / MANUFACTURER

Business Name: Central Coast Ag Products, LLC

License Number: CDPH-10003156

Address: 1201 West Chestnut Ave. Lompoc CA 93436

DISTRIBUTOR

Business Name: CENTRAL COAST AG DISTRIBUTION, LLC

License Number: C11-0000496-LIC

Address: 1201 Chestnut St W Lompoc CA 93436



SAMPLE DETAIL

Batch Number: 220001169

Sample ID: 220919N043

Source Metrc UID:
1A4060300002EE1000040153

Date Collected: 09/19/2022

Date Received: 09/20/2022

Batch Size: 2298.0 units

Sample Size: 55.0 units

Unit Mass: 0.33 grams per Unit

Serving Size:



Scan QR code to verify authenticity of results.

Sampling Method: QSP 1265 - Sampling of Cannabis and Product Batches

CANNABINOID ANALYSIS - SUMMARY ✔ PASS

Sum of Cannabinoids: 92.58%

Sum of Cannabinoids = Δ^9 -THC + THCa + CBD + CBDa + CBG + CBGa + THCV + THCVa + CBC + CBCa + CBDV + CBDVa + Δ^8 -THC + CBL + CBN
 Total Cannabinoids = $(\Delta^9$ -THC + 0.877*THCa) + (CBD + 0.877*CBDa) + (CBG + 0.877*CBGa) + (THCV + 0.877*THCVa) + (CBC + 0.877*CBCa) + (CBDV + 0.877*CBDVa) + Δ^8 -THC + CBL + CBN
 Total THC/CBD is calculated using the following formulas to take into account the loss of a carboxyl group during the decarboxylation step:
 Total THC = Δ^9 -THC + (THCa (0.877))
 Total CBD = CBD + (CBDa (0.877))

Total Cannabinoids: 92.58%

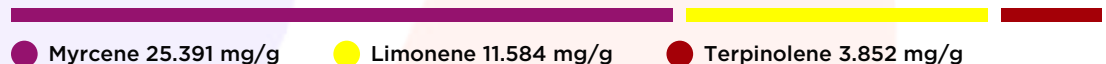
Total THC: 88.756%

Total CBD: 0.134%

TERPENOID ANALYSIS - SUMMARY

39 TESTED, TOP 3 HIGHLIGHTED

Total Terpenoids: 5.5456%



SAFETY ANALYSIS - SUMMARY

Δ^9 -THC per Unit: ✔ PASS

Pesticides: ✔ PASS

Mycotoxins: ✔ PASS

Residual Solvents: ✔ PASS

Heavy Metals: ✔ PASS

Microbiology: ✔ PASS

Foreign Material: ✔ PASS


These results relate only to the sample included on this report.


This report shall not be reproduced, except in full, without written approval of the laboratory.

Sample Certification: California Code of Regulations Title 4 Division 19. Department of Cannabis Control Business and Professions Code. Reference: Sections 26100, 26104 and 26110, Business and Professions Code.

Decision Rule: Statements of conformity (e.g. Pass/Fail) to specifications are made in this report without taking measurement uncertainty into account. Where statements of conformity are made in this report, the following decision rules are applied: PASS - Results within limits/specifications, FAIL - Results exceed limits/specifications.

References: limit of detection (LOD), limit of quantification (LOQ), not detected (ND), not tested (NT)


 All LQC samples were performed and met the prescribed acceptance criteria in 4 CCR section 1730, as attested by:
 Kevin Flores
 Date: 09/22/2022


 Approved by: Josh Wurzer, President
 Date: 09/22/2022



PARADISE GUAVA (0.33G) | DATE ISSUED 09/22/2022 | OVERALL BATCH RESULT: ✔ PASS

CANNABINOID TEST RESULTS - 09/21/2022 ✔ PASS

Tested by high-performance liquid chromatography with diode-array detection (HPLC-DAD). **Method:** QSP 1157 - Analysis of Cannabinoids by HPLC-DAD

TOTAL CANNABINOIDS: 92.58%

Total Cannabinoids (Total THC) + (Total CBD) + (Total CBG) + (Total THCV) + (Total CBC) + (Total CBDV) + Δ⁸-THC + CBL + CBN

TOTAL THC: 88.756%

Total THC (Δ⁸-THC+0.877*THCa)

TOTAL CBD: 0.134%

Total CBD (CBD+0.877*CBDA)

TOTAL CBG: 2.194%

Total CBG (CBG+0.877*CBGa)

TOTAL THCV: 1.26%

Total THCV (THCV+0.877*THCVa)

TOTAL CBC: ND

Total CBC (CBC+0.877*CBCa)

TOTAL CBDV: ND

Total CBDV (CBDV+0.877*CBDVa)

COMPOUND	LOD/LOQ (mg/g)	MEASUREMENT UNCERTAINTY (mg/g)	RESULT (mg/g)	RESULT (%)
Δ ⁹ -THC	0.06 / 0.26	±23.787	887.56	88.756
CBG	0.06 / 0.19	±0.674	21.94	2.194
THCV	0.1 / 0.2	±0.49	12.6	1.26
CBN	0.1 / 0.3	±0.12	2.4	0.24
CBD	0.07 / 0.29	±0.048	1.34	0.134
Δ ⁸ -THC	0.1 / 0.4	N/A	ND	ND
THCa	0.05 / 0.14	N/A	ND	ND
THCVa	0.07 / 0.20	N/A	ND	ND
CBDA	0.02 / 0.19	N/A	ND	ND
CBDV	0.04 / 0.15	N/A	ND	ND
CBDVa	0.03 / 0.53	N/A	ND	ND
CBGa	0.1 / 0.2	N/A	ND	ND
CBL	0.06 / 0.24	N/A	ND	ND
CBC	0.2 / 0.5	N/A	ND	ND
CBCa	0.07 / 0.28	N/A	ND	ND
SUM OF CANNABINOIDS			925.8 mg/g	92.58%

UNIT MASS: 0.33 grams per Unit

Δ ⁹ -THC per Unit	1100 per-package limit	292.89 mg/unit	PASS
Total THC per Unit		292.89 mg/unit	
CBD per Unit		0.44 mg/unit	
Total CBD per Unit		0.44 mg/unit	
Sum of Cannabinoids per Unit		305.5 mg/unit	
Total Cannabinoids per Unit		305.6 mg/unit	

TERPENOID TEST RESULTS - 09/21/2022

Terpene analysis utilizing gas chromatography-flame ionization detection (GC-FID). **Method:** QSP 1192 - Analysis of Terpenoids by GC-FID

COMPOUND	LOD/LOQ (mg/g)	MEASUREMENT UNCERTAINTY (mg/g)	RESULT (mg/g)	RESULT (%)
Myrcene	0.008 / 0.025	±0.2539	25.391	2.5391
Limonene	0.005 / 0.016	±0.1286	11.584	1.1584
Terpinolene	0.008 / 0.026	±0.0612	3.852	0.3852
β-Caryophyllene	0.004 / 0.012	±0.0943	3.404	0.3404
β-Pinene	0.004 / 0.014	±0.0235	2.641	0.2641
α-Pinene	0.005 / 0.017	±0.0162	2.419	0.2419
Linalool	0.009 / 0.032	±0.0459	1.549	0.1549
β-Ocimene	0.006 / 0.020	±0.0255	1.021	0.1021
α-Humulene	0.009 / 0.029	±0.0221	0.884	0.0884
trans-β-Farnesene	0.008 / 0.025	±0.0164	0.593	0.0593
Fenchol	0.010 / 0.034	±0.0151	0.503	0.0503
Terpineol	0.009 / 0.031	±0.0201	0.421	0.0421
Camphene	0.005 / 0.015	±0.0021	0.236	0.0236
α-Phellandrene	0.006 / 0.020	±0.0019	0.177	0.0177
Δ ³ -Carene	0.005 / 0.018	±0.0019	0.167	0.0167
α-Terpinene	0.005 / 0.017	±0.0015	0.133	0.0133
Borneol	0.005 / 0.016	±0.0035	0.107	0.0107
γ-Terpinene	0.006 / 0.018	±0.0012	0.092	0.0092
Fenchone	0.009 / 0.028	±0.0017	0.076	0.0076
Guaiol	0.009 / 0.030	±0.0024	0.066	0.0066
α-Bisabolol	0.008 / 0.026	±0.0022	0.054	0.0054
Caryophyllene Oxide	0.010 / 0.033	±0.0013	0.036	0.0036
Nerolidol	0.006 / 0.019	±0.0016	0.032	0.0032
p-Cymene	0.005 / 0.016	±0.0004	0.018	0.0018
Sabinene	0.004 / 0.014	N/A	<LOQ	<LOQ
Eucalyptol	0.006 / 0.018	N/A	<LOQ	<LOQ
Sabinene Hydrate	0.006 / 0.022	N/A	<LOQ	<LOQ
Nerol	0.003 / 0.011	N/A	<LOQ	<LOQ
Geraniol	0.002 / 0.007	N/A	<LOQ	<LOQ
Isopulegol	0.005 / 0.016	N/A	ND	ND
Camphor	0.006 / 0.019	N/A	ND	ND
Isoborneol	0.004 / 0.012	N/A	ND	ND
Menthol	0.008 / 0.025	N/A	ND	ND
Citronellol	0.003 / 0.010	N/A	ND	ND
Pulegone	0.003 / 0.011	N/A	ND	ND
Geranyl Acetate	0.004 / 0.014	N/A	ND	ND
α-Cedrene	0.005 / 0.016	N/A	ND	ND
Valencene	0.009 / 0.030	N/A	ND	ND
Cedrol	0.008 / 0.027	N/A	ND	ND
TOTAL TERPENOIDS			55.456 mg/g	5.5456%