

SAMPLE NAME: Lemon Gas (1g)

Concentrate, Product Inhalable

CULTIVATOR / MANUFACTURER

Business Name: Central Coast Ag Products, LLC

License Number: CDPH-10003156

Address: 1201 West Chestnut Ave. Lompoc CA 93436

DISTRIBUTOR

Business Name: CENTRAL COAST AG DISTRIBUTION, LLC

License Number: C11-0000496-LIC

Address: 1201 Chestnut St W Lompoc CA 93436



SAMPLE DETAIL

Batch Number: 220001054

Sample ID: 220825M004

Source Metrc UID:
1A4060300002EE1000038400

Date Collected: 08/25/2022

Date Received: 08/26/2022

Batch Size: 2411.0 units

Sample Size: 20.0 units

Unit Mass: 1 grams per Unit

Serving Size:



Scan QR code to verify authenticity of results.

Sampling Method: QSP 1265 - Sampling of Cannabis and Product Batches

CANNABINOID ANALYSIS - SUMMARY ✔ PASS

Sum of Cannabinoids: 91.04%

Total Cannabinoids: 91.0%

Total THC: 87.203%

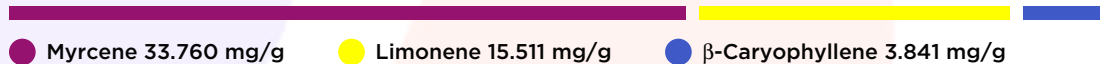
Total CBD: 0.144%

Sum of Cannabinoids = Δ^9 -THC + THCa + CBD + CBDa + CBG + CBGa + THCV + THCVa + CBC + CBCa + CBDV + CBDVa + Δ^8 -THC + CBL + CBN
 Total Cannabinoids = (Δ^9 -THC+0.877*THCa) + (CBD+0.877*CBDa) + (CBG+0.877*CBGa) + (THCV+0.877*THCVa) + (CBC+0.877*CBCa) + (CBDV+0.877*CBDVa) + Δ^8 -THC + CBL + CBN
 Total THC/CBD is calculated using the following formulas to take into account the loss of a carboxyl group during the decarboxylation step:
 Total THC = Δ^9 -THC + (THCa (0.877))
 Total CBD = CBD + (CBDa (0.877))

TERPENOID ANALYSIS - SUMMARY

39 TESTED, TOP 3 HIGHLIGHTED

Total Terpenoids: 6.6434%



SAFETY ANALYSIS - SUMMARY

Δ^9 -THC per Unit: ✔ PASS

Pesticides: ✔ PASS

Mycotoxins: ✔ PASS

Residual Solvents: ✔ PASS

Heavy Metals: ✔ PASS

Microbiology: ✔ PASS

Foreign Material: ✔ PASS


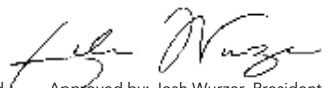
These results relate only to the sample included on this report.

This report shall not be reproduced, except in full, without written approval of the laboratory.

Sample Certification: California Code of Regulations Title 4 Division 19. Department of Cannabis Control Business and Professions Code. Reference: Sections 26100, 26104 and 26110, Business and Professions Code.

Decision Rule: Statements of conformity (e.g. Pass/Fail) to specifications are made in this report without taking measurement uncertainty into account. Where statements of conformity are made in this report, the following decision rules are applied: PASS - Results within limits/specifications, FAIL - Results exceed limits/specifications.

References: limit of detection (LOD), limit of quantification (LOQ), not detected (ND), not tested (NT)



 All LQC samples were performed and met the prescribed acceptance criteria in 4 CCR section 1730, as attested by:
 Maria Garcia
 Date: 08/27/2022
 Approved by: Josh Wurzer, President
 Date: 08/27/2022



LEMON GAS (1G) | DATE ISSUED 08/27/2022 | OVERALL BATCH RESULT: ✔ PASS

CANNABINOID TEST RESULTS - 08/27/2022 ✔ PASS

Tested by high-performance liquid chromatography with diode-array detection (HPLC-DAD). **Method:** QSP 1157 - Analysis of Cannabinoids by HPLC-DAD

TOTAL CANNABINOIDS: 91.0%

Total Cannabinoids (Total THC) + (Total CBD) + (Total CBG) + (Total THCV) + (Total CBC) + (Total CBDV) + Δ⁸-THC + CBL + CBN

TOTAL THC: 87.203%

Total THC (Δ⁹-THC+0.877*THCa)

TOTAL CBD: 0.144%

Total CBD (CBD+0.877*CBDA)

TOTAL CBG: 2.178%

Total CBG (CBG+0.877*CBGa)

TOTAL THCV: 1.3%

Total THCV (THCV+0.877*THCVa)

TOTAL CBC: ND

Total CBC (CBC+0.877*CBCa)

TOTAL CBDV: ND

Total CBDV (CBDV+0.877*CBDVa)

COMPOUND	LOD/LOQ (mg/g)	MEASUREMENT UNCERTAINTY (mg/g)	RESULT (mg/g)	RESULT (%)
Δ ⁹ -THC	0.06 / 0.26	±23.370	872.03	87.203
CBG	0.06 / 0.19	±0.669	21.78	2.178
THCV	0.1 / 0.2	±0.50	13.0	1.30
CBN	0.1 / 0.3	±0.11	2.1	0.21
CBD	0.07 / 0.29	±0.052	1.44	0.144
Δ ⁸ -THC	0.1 / 0.4	N/A	ND	ND
THCa	0.05 / 0.14	N/A	ND	ND
THCVa	0.07 / 0.20	N/A	ND	ND
CBDA	0.02 / 0.19	N/A	ND	ND
CBDV	0.04 / 0.15	N/A	ND	ND
CBDVa	0.03 / 0.53	N/A	ND	ND
CBGa	0.1 / 0.2	N/A	ND	ND
CBL	0.06 / 0.24	N/A	ND	ND
CBC	0.2 / 0.5	N/A	ND	ND
CBCa	0.07 / 0.28	N/A	ND	ND
SUM OF CANNABINOIDS			910.4 mg/g	91.04%

UNIT MASS: 1 grams per Unit

Parameter	Limit	Result	Pass/Fail
Δ ⁹ -THC per Unit	1100 per-package limit	872.03 mg/unit	PASS
Total THC per Unit		872.03 mg/unit	
CBD per Unit		1.44 mg/unit	
Total CBD per Unit		1.44 mg/unit	
Sum of Cannabinoids per Unit		910.4 mg/unit	
Total Cannabinoids per Unit		910.4 mg/unit	

TERPENOID TEST RESULTS - 08/27/2022

Terpene analysis utilizing gas chromatography-flame ionization detection (GC-FID). **Method:** QSP 1192 - Analysis of Terpenoids by GC-FID

COMPOUND	LOD/LOQ (mg/g)	MEASUREMENT UNCERTAINTY (mg/g)	RESULT (mg/g)	RESULT (%)
Myrcene	0.008 / 0.025	±0.3376	33.760	3.3760
Limonene	0.005 / 0.016	±0.1722	15.511	1.5511
β-Caryophyllene	0.004 / 0.012	±0.1064	3.841	0.3841
α-Pinene	0.005 / 0.017	±0.0242	3.609	0.3609
β-Pinene	0.004 / 0.014	±0.0299	3.357	0.3357
Linalool	0.009 / 0.032	±0.0447	1.511	0.1511
Terpinolene	0.008 / 0.026	±0.0172	1.082	0.1082
α-Humulene	0.009 / 0.029	±0.0237	0.947	0.0947
Fenchol	0.010 / 0.034	±0.0194	0.646	0.0646
Terpineol	0.009 / 0.031	±0.0246	0.514	0.0514
β-Ocimene	0.006 / 0.020	±0.0120	0.478	0.0478
Camphene	0.005 / 0.015	±0.0026	0.289	0.0289
trans-β-Farnesene	0.008 / 0.025	±0.0069	0.251	0.0251
Borneol	0.005 / 0.016	±0.0042	0.128	0.0128
α-Bisabolol	0.008 / 0.026	±0.0043	0.103	0.0103
Citronellol	0.003 / 0.010	±0.0027	0.071	0.0071
Guaial	0.009 / 0.030	±0.0026	0.071	0.0071
Fenchone	0.009 / 0.028	±0.0015	0.068	0.0068
γ-Terpinene	0.006 / 0.018	±0.0006	0.047	0.0047
α-Phellandrene	0.006 / 0.020	±0.0005	0.045	0.0045
α-Terpinene	0.005 / 0.017	±0.0005	0.043	0.0043
Δ ³ -Carene	0.005 / 0.018	±0.0003	0.029	0.0029
Sabinene Hydrate	0.006 / 0.022	±0.0007	0.024	0.0024
Geraniol	0.002 / 0.007	±0.0003	0.009	0.0009
Nerol	0.003 / 0.011	N/A	<LOQ	<LOQ
Caryophyllene Oxide	0.010 / 0.033	N/A	<LOQ	<LOQ
Sabinene	0.004 / 0.014	N/A	ND	ND
p-Cymene	0.005 / 0.016	N/A	ND	ND
Eucalyptol	0.006 / 0.018	N/A	ND	ND
Isopulegol	0.005 / 0.016	N/A	ND	ND
Camphor	0.006 / 0.019	N/A	ND	ND
Isoborneol	0.004 / 0.012	N/A	ND	ND
Menthol	0.008 / 0.025	N/A	ND	ND
Pulegone	0.003 / 0.011	N/A	ND	ND
Geranyl Acetate	0.004 / 0.014	N/A	ND	ND
α-Cedrene	0.005 / 0.016	N/A	ND	ND
Valencene	0.009 / 0.030	N/A	ND	ND
Nerolidol	0.006 / 0.019	N/A	ND	ND
Cedrol	0.008 / 0.027	N/A	ND	ND
TOTAL TERPENOIDS			66.434 mg/g	6.6434%