

SAMPLE NAME: Tropic Sunset (1g)

Concentrate, Product Inhalable

CULTIVATOR / MANUFACTURER

Business Name: Central Coast Ag Products, LLC

License Number: CDPH-10003156

Address: 1201 West Chestnut Ave. Lompoc CA 93436

DISTRIBUTOR

Business Name: CENTRAL COAST AG DISTRIBUTION, LLC

License Number: C11-0000496-LIC

Address: 1201 Chestnut St W Lompoc CA 93436



SAMPLE DETAIL

Batch Number: 220000694

Sample ID: 220602M001

Source Metrc UID:
1A4060300002EE1000034101

Date Collected: 06/02/2022

Date Received: 06/03/2022

Batch Size: 3103.0 units

Sample Size: 20.0 units

Unit Mass: 1 grams per Unit

Serving Size:



Scan QR code to verify authenticity of results.

Sampling Method: QSP 1265 - Sampling of Cannabis and Product Batches

CANNABINOID ANALYSIS - SUMMARY ✔ PASS

Sum of Cannabinoids: 93.38%

Total Cannabinoids: 93.38%

Total THC: 86.708%

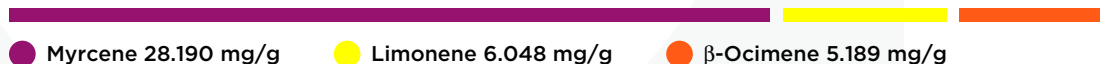
Total CBD: 0.154%

Sum of Cannabinoids = Δ^9 -THC + THCa + CBD + CBDa + CBG + CBGa + THCv + THCVa + CBC + CBCa + CBDV + CBDVa + Δ^8 -THC + CBL + CBN
 Total Cannabinoids = $(\Delta^9$ -THC + 0.877*THCa) + (CBD + 0.877*CBDa) + (CBG + 0.877*CBGa) + (THCV + 0.877*THCVa) + (CBC + 0.877*CBCa) + (CBDV + 0.877*CBDVa) + Δ^8 -THC + CBL + CBN
 Total THC/CBD is calculated using the following formulas to take into account the loss of a carboxyl group during the decarboxylation step:
 Total THC = Δ^9 -THC + (THCa (0.877))
 Total CBD = CBD + (CBDa (0.877))

TERPENOID ANALYSIS - SUMMARY

39 TESTED, TOP 3 HIGHLIGHTED

Total Terpenoids: 4.8852%



SAFETY ANALYSIS - SUMMARY

Δ^9 -THC per Unit: ✔ PASS

Pesticides: ✔ PASS

Mycotoxins: ✔ PASS

Residual Solvents: ✔ PASS

Heavy Metals: ✔ PASS

Microbiology: ✔ PASS



Foreign Material: ✔ PASS

These results relate only to the sample included on this report. This report shall not be reproduced, except in full, without written approval of the laboratory.

Sample Certification: California Code of Regulations Title 16 Effect Date January 16, 2019. Authority: Section 26013, Business and Professions Code. Reference: Sections 26100, 26104 and 26110, Business and Professions Code.

Decision Rule: Statements of conformity (e.g. Pass/Fail) to specifications are made in this report without taking measurement uncertainty into account. Where statements of conformity are made in this report, the following decision rules are applied: PASS - Results within limits/specifications, FAIL - Results exceed limits/specifications.

References: limit of detection (LOD), limit of quantification (LOQ), not detected (ND), not tested (NT)

 
 All LQC samples were performed and met the prescribed acceptance criteria in 4 CCR section 1730, as attested by:
 Maria Garcia
 Date: 06/04/2022
 Approved by: Josh Wurzer, President
 Date: 06/04/2022



CANNABINOID TEST RESULTS - 06/04/2022 ✔ PASS

Tested by high-performance liquid chromatography with diode-array detection (HPLC-DAD). **Method:** QSP 1157 - Analysis of Cannabinoids by HPLC-DAD

TOTAL CANNABINOIDS: 93.38%

Total Cannabinoids (Total THC) + (Total CBD) + (Total CBG) + (Total THCV) + (Total CBC) + (Total CBDV) + Δ⁸-THC + CBL + CBN

TOTAL THC: 86.708%

Total THC (Δ⁸-THC+0.877*THCa)

TOTAL CBD: 0.154%

Total CBD (CBD+0.877*CBDA)

TOTAL CBG: 4.15%

Total CBG (CBG+0.877*CBGa)

TOTAL THCV: 2.12%

Total THCV (THCV+0.877*THCVa)

TOTAL CBC: ND

Total CBC (CBC+0.877*CBCa)

TOTAL CBDV: ND

Total CBDV (CBDV+0.877* CBDVa)

COMPOUND	LOD/LOQ (mg/g)	MEASUREMENT UNCERTAINTY (mg/g)	RESULT (mg/g)	RESULT (%)
Δ ⁹ -THC	0.06 / 0.26	±23.238	867.08	86.708
CBG	0.06 / 0.19	±1.274	41.50	4.150
THCV	0.1 / 0.2	±0.82	21.2	2.12
CBN	0.1 / 0.3	±0.13	2.5	0.25
CBD	0.07 / 0.29	±0.055	1.54	0.154
Δ ⁸ -THC	0.1 / 0.4	N/A	ND	ND
THCa	0.05 / 0.14	N/A	ND	ND
THCVa	0.07 / 0.20	N/A	ND	ND
CBDA	0.02 / 0.19	N/A	ND	ND
CBDV	0.04 / 0.15	N/A	ND	ND
CBDVa	0.03 / 0.53	N/A	ND	ND
CBGa	0.1 / 0.2	N/A	ND	ND
CBL	0.06 / 0.24	N/A	ND	ND
CBC	0.2 / 0.5	N/A	ND	ND
CBCa	0.07 / 0.28	N/A	ND	ND
SUM OF CANNABINOIDS			933.8 mg/g	93.38%

UNIT MASS: 1 grams per Unit

Δ ⁹ -THC per Unit	1100 per-package limit	867.08 mg/unit	PASS
Total THC per Unit		867.08 mg/unit	
CBD per Unit		1.54 mg/unit	
Total CBD per Unit		1.54 mg/unit	
Sum of Cannabinoids per Unit		933.8 mg/unit	
Total Cannabinoids per Unit		933.8 mg/unit	

TERPENOID TEST RESULTS - 06/04/2022

Terpene analysis utilizing gas chromatography-flame ionization detection (GC-FID). **Method:** QSP 1192 - Analysis of Terpenoids by GC-FID

COMPOUND	LOD/LOQ (mg/g)	MEASUREMENT UNCERTAINTY (mg/g)	RESULT (mg/g)	RESULT (%)
Myrcene	0.008 / 0.025	±0.2819	28.190	2.8190
Limonene	0.005 / 0.016	±0.0671	6.048	0.6048
β-Ocimene	0.006 / 0.020	±0.1297	5.189	0.5189
Terpinolene	0.008 / 0.026	±0.0254	1.599	0.1599
β-Caryophyllene	0.004 / 0.012	±0.0442	1.597	0.1597
β-Pinene	0.004 / 0.014	±0.0122	1.367	0.1367
α-Pinene	0.005 / 0.017	±0.0084	1.256	0.1256
Linalool	0.009 / 0.032	±0.0314	1.061	0.1061
Terpineol	0.009 / 0.031	±0.0315	0.659	0.0659
α-Humulene	0.009 / 0.029	±0.0114	0.456	0.0456
Fenchol	0.010 / 0.034	±0.0062	0.206	0.0206
Guaiol	0.009 / 0.030	±0.0073	0.199	0.0199
trans-β-Farnesene	0.008 / 0.025	±0.0044	0.161	0.0161
Camphene	0.005 / 0.015	±0.0013	0.143	0.0143
α-Bisabolol	0.008 / 0.026	±0.0051	0.122	0.0122
Valencene	0.009 / 0.030	±0.0053	0.099	0.0099
Nerolidol	0.006 / 0.019	±0.0039	0.079	0.0079
α-Phellandrene	0.006 / 0.020	±0.0008	0.074	0.0074
α-Terpinene	0.005 / 0.017	±0.0007	0.061	0.0061
Δ ³ -Carene	0.005 / 0.018	±0.0007	0.059	0.0059
Borneol	0.005 / 0.016	±0.0018	0.056	0.0056
Fenchone	0.009 / 0.028	±0.0012	0.054	0.0054
γ-Terpinene	0.006 / 0.018	±0.0006	0.044	0.0044
Citronellol	0.003 / 0.010	±0.0011	0.030	0.0030
α-Cedrene	0.005 / 0.016	±0.0004	0.019	0.0019
Isoborneol	0.004 / 0.012	±0.0004	0.014	0.0014
Geraniol	0.002 / 0.007	±0.0003	0.010	0.0010
p-Cymene	0.005 / 0.016	N/A	<LOQ	<LOQ
Sabinene Hydrate	0.006 / 0.022	N/A	<LOQ	<LOQ
Nerol	0.003 / 0.011	N/A	<LOQ	<LOQ
Caryophyllene Oxide	0.010 / 0.033	N/A	<LOQ	<LOQ
Sabinene	0.004 / 0.014	N/A	ND	ND
Eucalyptol	0.006 / 0.018	N/A	ND	ND
Isopulegol	0.005 / 0.016	N/A	ND	ND
Camphor	0.006 / 0.019	N/A	ND	ND
Menthol	0.008 / 0.025	N/A	ND	ND
Pulegone	0.003 / 0.011	N/A	ND	ND
Geranyl Acetate	0.004 / 0.014	N/A	ND	ND
Cedrol	0.008 / 0.027	N/A	ND	ND
TOTAL TERPENOIDS			48.852 mg/g	4.8852%